



ROSSARI BIOTECH LIMITED					
Shareholding Pattern under Regulation 31 of SEBI (Listing Obligations and Disclosure Requirements) Regulations, 2015					
1	Name of Listed Entity			Rossari Biotech Limited	
2	Scrip Code/Name of Scrip/Class of Security:			543213/ ROSSARI	
3	Share Holding Pattern Filed under: Reg. 31(1)(a)/Reg. 31(1)(b)/Reg.31(1)(c)			Reg. 31(1)(b)	
	a. If under 31(1)(b) then indicate the report for Quarter ending: December 31, 2025				
	b. If under 31(1)(c) then indicate date of allotment/extinguishment				
4	Declaration: The Listed entity is required to submit the following declaration to the extent of submission of information:-				
Sr. No.	Particulars	Yes/ No	Promoter and Promoter Group	Public shareholder	Non Promoter-Non Public
1	Whether the Listed Entity has issued any partly paid up shares?	No	No	No	No
2	Whether the Listed Entity has issued any Convertible Securities ?	No	No	No	No
3	Whether the Listed Entity has issued any Warrants ?	No	No	No	No
4	Whether Listed Entity has granted any ESOPs, which are outstanding?	Yes	No	Yes	No
5	Whether the Listed Entity has any shares against which depository receipts are issued?	No	No	No	No
6	Whether the Listed Entity has any shares in locked-in?	No	No	No	No
7	Whether any shares held by promoters are encumbered under "Pledged"?	No	No	No	No
8	Whether any shares held by promoters are encumbered under "Non-Disposal Undertaking"?	No	No	No	No
9	Whether any shares held by promoters are encumbered, other than by way of Pledge or NDU, if any?	No	No	No	No
10	Whether company has equity shares with differential voting rights?	No	No	No	No
11	Whether the listed entity has any significant beneficial owner?	Yes			




Rossari Biotech Limited																												
Table I - Summary Statement holding of specified securities																												
Category	Category of shareholder	Nos. of share holders	No. of fully paid up equity shares held	No. of Partly paid-up equity shares held	No. of shares underlying Depository Receipts	Total nos. shares held	Shareholding as a % of total no. of shares (calculated as per SCRR, 1957)	Number of Voting Rights held in each class of securities				No. of Shares Underlying Outstanding convertible securities	No. of Shares Underlying Outstanding Warrants	No. Of Outstanding ESOP Granted	No. of Shares Underlying Outstanding convertible securities, No. of Warrants and ESOP etc.	Total No of shares on fully diluted basis (including warrants, ESOP, Convertible Securities etc.)	Shareholding , as a % assuming full conversion of convertible securities (as a percentage of diluted share capital)	Number of Locked in shares		Number of Shares pledged		Non-Disposal Undertaking		Other encumbrances, if any		Total Number of Shares encumbered		Number of equity shares held in dematerialised form
								No of Voting Rights			Total as a % of (A+B+ C)							No. (a)	As a % of total Shares held(b)	No. (a)	As a % of total Shares held(b)	No. (a)	As a % of total Shares held(b)	No. (a)	As a % of total Shares held(b)	No. (a)	As a % of total Shares held(b)	
								Class eg: X	Class eg: y	Total																		
(I)	(II)	(III)	(IV)	(V)	(VI)	(VII) = (IV)+(V)+(VI)	(VIII) As a % of (A+B+C2)	(IX)				(XA)	(XB)	(XC)	(X) = (XA+XB+XC)	(XI)=(VII+X)	(XII)= (VII)+(X) As a % of (A+B+C2)	(XIII)		(XIV)		(XV)		(XVI)		(XVII)=(XIV+XV +XVI)	(XVIII)	
(A)	Promoter & Promoter Group	9	37745500	0	0	37745500	68.16	37745500	0	37745500	68.16	0	0	0	0	37745500	66.95	0	0	0	0	0	0	0	0	0	0	37745500
(B)	Public	89240	17635866	0	0	17635866	31.84	17635866	0	17635866	31.84	0	0	994600	994600	18630466	33.05	0	0	0	0	0	0	0	0	0	0	17635866
(C)	Non Promoter - Non Public	0	0	0	0		0	0	0	0	0	0	0	0	0	0	0	0	0	0	0	0	0	0	0	0	0	
(C1)	Shares Underlying DRs	0	0	0	0	0	0	0	0	0	0	0	0	0	0	0	0	0	0	0	0	0	0	0	0	0	0	
(C2)	Shares Held By Employee Trust	0	0	0	0	0	0	0	0	0	0	0	0	0	0	0	0	0	0	0	0	0	0	0	0	0	0	
	Total	89249	55381366	0	0	55381366	100	55381366	0	55381366	100	0	0	994600	994600	56375966	100	0	0	0	0	0	0	0	0	0	0	55381366



Rossari Biotech Limited																													
Table II - Statement showing shareholding pattern of the Promoter and Promoter Group																													
Sr No.	Category & Name of the shareholders	Entity Type	Nos. of shareholders	No. of fully paid up equity shares held	No. Of Partly paid-up equity shares held	No. Of shares underlying Depository Receipts	Total nos. shares held	Shareholding % calculated as per SCRR, 1957	Number of Voting Rights held in each class of securities				No. Of Shares Underlying Outstanding convertible securities	No. of Shares Underlying Outstanding Warrants	No. Of Outstanding ESOP Granted	No. of Shares Underlying Outstanding convertible securities, No. of Warrants and ESOP etc.	Total No. of shares on fully diluted basis (including warrants, ESOP, Convertible Securities etc.)	Shareholding , as a % assuming full conversion of convertible securities (as a percentage of diluted share capital)	Number of Locked in shares		Number of Shares pledged		Non-Disposal Undertaking		Other encumbrances, if any		Total Number of Shares encumbered		Number of equity shares held in dematerialised form
									No of Voting Rights			Total as a % of Total Voting Rights							No. (a)	As a % of total Shares held (b)	No. (a)	As a % of total Shares held (b)	No. (a)	As a % of total Shares held (b)	No. (a)	As a % of total Shares held (b)	No. (a)	As a % of total Shares held (b)	
									Class eg: X	Class eg: y	Total																		
	(I)	(II)	(III)	(IV)	(V)	(VI)	(VII) = (IV)+(V)+ (VI)	(VIII) As a % of (A+B+C2)	(IX)				(XA)	(XB)	(XC)	(X) = (XA+XB+XC)	(XI)=(VII+X)	(XII)=(VII)+(X) As a % of (A+B+C2)	(XIII)		(XIV)		(XV)		(XVI)		(XVII) = (XIV+XV+XVI)		(XVIII)
1	Indian																												
(a)	Individuals / Hindu Undivided Family		6	29509300	0	0	29509300	53.28	29509300	0	29509300	53.28	0	0	0	0	29509300	52.34	0	0	0	0	0	0	0	0	0	0	29509300
	Edward Menezes	Promoter	1	16118820	0	0	16118820	29.11	16118820	0	16118820	29.11	0	0	0	0	16118820	28.59	0	0	0	0	0	0	0	0	0	0	16118820
	Sunil Srinivasan Chari	Promoter	1	7289320	0	0	7289320	13.16	7289320	0	7289320	13.16	0	0	0	0	7289320	12.93	0	0	0	0	0	0	0	0	0	0	7289320
	Jyotishna Sunil Chari	Promoter Group	1	2500330	0	0	2500330	4.51	2500330	0	2500330	4.51	0	0	0	0	2500330	4.44	0	0	0	0	0	0	0	0	0	0	2500330
	Yash Sunil Chari	Promoter Group	1	2465000	0	0	2465000	4.45	2465000	0	2465000	4.45	0	0	0	0	2465000	4.37	0	0	0	0	0	0	0	0	0	0	2465000
	Anita Menezes	Promoter Group	1	1002630	0	0	1002630	1.81	1002630	0	1002630	1.81	0	0	0	0	1002630	1.78	0	0	0	0	0	0	0	0	0	0	1002630
	Mikhail Menezes	Promoter Group	1	133200	0	0	133200	0.24	133200	0	133200	0.24	0	0	0	0	133200	0.24	0	0	0	0	0	0	0	0	0	0	133200
	Henry Menezes	Promoter Group	0	0	0	0	0	0.00	0	0	0	0.00	0	0	0	0	0	0.00	0	0	0	0	0	0	0	0	0	0	0
	Yvette Santhmayor	Promoter Group	0	0	0	0	0	0.00	0	0	0	0.00	0	0	0	0	0	0.00	0	0	0	0	0	0	0	0	0	0	0
	Stella Dcunha	Promoter Group	0	0	0	0	0	0.00	0	0	0	0.00	0	0	0	0	0	0.00	0	0	0	0	0	0	0	0	0	0	0
	Charlotte Dmello	Promoter Group	0	0	0	0	0	0.00	0	0	0	0.00	0	0	0	0	0	0.00	0	0	0	0	0	0	0	0	0	0	0
	Priya Shivdasani	Promoter Group	0	0	0	0	0	0.00	0	0	0	0.00	0	0	0	0	0	0.00	0	0	0	0	0	0	0	0	0	0	0
	Malini Nainani	Promoter Group	0	0	0	0	0	0.00	0	0	0	0.00	0	0	0	0	0	0.00	0	0	0	0	0	0	0	0	0	0	0
	Satish Mehta	Promoter Group	0	0	0	0	0	0.00	0	0	0	0.00	0	0	0	0	0	0.00	0	0	0	0	0	0	0	0	0	0	0
	Chanderkanta Mehta	Promoter Group	0	0	0	0	0	0.00	0	0	0	0.00	0	0	0	0	0	0.00	0	0	0	0	0	0	0	0	0	0	0
	Manish Mehta	Promoter Group	0	0	0	0	0	0.00	0	0	0	0.00	0	0	0	0	0	0.00	0	0	0	0	0	0	0	0	0	0	0
	Geeta Gupta	Promoter Group	0	0	0	0	0	0.00	0	0	0	0.00	0	0	0	0	0	0.00	0	0	0	0	0	0	0	0	0	0	0
	Priyata Chopra	Promoter Group	0	0	0	0	0	0.00	0	0	0	0.00	0	0	0	0	0	0.00	0	0	0	0	0	0	0	0	0	0	0
	Neera Gupta	Promoter Group	0	0	0	0	0	0.00	0	0	0	0.00	0	0	0	0	0	0.00	0	0	0	0	0	0	0	0	0	0	0
	Sunil Chari (HUF)	Promoter Group	0	0	0	0	0	0.00	0	0	0	0.00	0	0	0	0	0	0.00	0	0	0	0	0	0	0	0	0	0	0




Rossari Biotech Limited																													
Table II - Statement showing shareholding pattern of the Promoter and Promoter Group																													
Sr No.	Category & Name of the shareholders	Entity Type	Nos. of shareholders	No. of fully paid up equity shares held	No. Of Partly paid-up equity shares held	No. Of shares underlying Depository Receipts	Total nos. shares held	Shareholding % calculated as per SCRR, 1957	Number of Voting Rights held in each class of securities				No. Of Shares Underlying Outstanding convertible securities	No. of Shares Underlying Outstanding Warrants	No. Of Outstanding ESOP Granted	No. of Shares Underlying Outstanding convertible securities, No. of Warrants and ESOP etc.	Total No. of shares on fully diluted basis (including warrants, ESOP, Convertible Securities etc.)	Shareholding , as a % assuming full conversion of convertible securities (as a percentage of diluted share capital)	Number of Locked in shares		Number of Shares pledged		Non-Disposal Undertaking		Other encumbrances, if any		Total Number of Shares encumbered		Number of equity shares held in dematerialised form
									No of Voting Rights			Total as a % of Total Voting Rights							No. (a)	As a % of total Shares held (b)	No. (a)	As a % of total Shares held (b)	No. (a)	As a % of total Shares held (b)	No. (a)	As a % of total Shares held (b)	No. (a)	As a % of total Shares held (b)	
									Class eg: X	Class eg: y	Total																		
	(I)	(II)	(III)	(IV)	(V)	(VI)	(VII) = (IV)+(V)+ (VI)	(VIII) As a % of (A+B+C2)	(IX)				(XA)	(XB)	(XC)	(X) = (XA+XB+XC)	(XI)=(VII+X)	(XII)= (VII)+(X) As a % of (A+B+C2)	(XIII)		(XIV)		(XV)		(XVI)		(XVII) = (XIV+XV+XVI)	(XVIII)	
(b)	Central Government / State Government(s)		0	0	0	0	0	0.00	0	0	0	0.00	0	0	0	0	0	0.00	0	0	0	0	0	0	0	0	0	0	0
(c)	Financial Institutions / Banks		0	0	0	0	0	0.00	0	0	0	0.00	0	0	0	0	0	0.00	0	0	0	0	0	0	0	0	0	0	0
(d)	Any Other (Specify)		3	8236200	0	0	8236200	14.87	8236200	0	8236200	14.87	0	0	0	0	8236200	14.61	0	0	0	0	0	0	0	0	0	0	8236200
	Promoter Trust		2	5220000	0	0	5220000	9.43	5220000	0	5220000	9.43	0	0	0	0	5220000	9.26	0	0	0	0	0	0	0	0	0	0	5220000
	Chari Family Trust in the name of Sunil Srinivasan Chari and Jyotishna Sunil Chari	Promoter Group	1	5110000	0	0	5110000	9.23	5110000	0	5110000	9.23	0	0	0	0	5110000	9.06	0	0	0	0	0	0	0	0	0	0	5110000
	Menezes Family Trust in the name of Edward Walter Menezes and Anita Menezes	Promoter Group	1	110000	0	0	110000	0.20	110000	0	110000	0.20	0	0	0	0	110000	0.20	0	0	0	0	0	0	0	0	0	0	110000
	Bodies Corporate		1	3016200	0	0	3016200	5.45	3016200	0	3016200	5.45	0	0	0	0	3016200	5.35	0	0	0	0	0	0	0	0	0	0	3016200
	Rossari Biotech (India) Pvt Ltd	Promoter Group	1	3016200	0	0	3016200	5.45	3016200	0	3016200	5.45	0	0	0	0	3016200	5.35	0	0	0	0	0	0	0	0	0	0	3016200
	Rossari Manuchar (India) Private Limited	Promoter Group	0	0	0	0	0	0.00	0	0	0	0.00	0	0	0	0	0	0.00	0	0	0	0	0	0	0	0	0	0	
	Suisse Silicon Specialties Private Limited	Promoter Group	0	0	0	0	0	0.00	0	0	0	0.00	0	0	0	0	0	0.00	0	0	0	0	0	0	0	0	0	0	
	Glad Properties (India) Private Limited	Promoter Group	0	0	0	0	0	0.00	0	0	0	0.00	0	0	0	0	0	0.00	0	0	0	0	0	0	0	0	0	0	
	Sunjyot Properties LLP	Promoter Group	0	0	0	0	0	0.00	0	0	0	0.00	0	0	0	0	0	0.00	0	0	0	0	0	0	0	0	0	0	
	Sub Total (A)(1)		9	37745500	0	0	37745500	68.16	37745500	0	37745500	68.16	0	0	0	0	37745500	66.95	0	0	0	0	0	0	0	0	0	0	



Rossari Biotech Limited																													
Table II - Statement showing shareholding pattern of the Promoter and Promoter Group																													
Sr No.	Category & Name of the shareholders	Entity Type	Nos. of shareholders	No. of fully paid up equity shares held	No. Of Partly paid-up equity shares held	No. Of shares underlying Depository Receipts	Total nos. shares held	Shareholding % calculated as per SCRR, 1957	Number of Voting Rights held in each class of securities				No. Of Shares Underlying Outstanding convertible securities	No. of Shares Underlying Outstanding Warrants	No. Of Outstanding ESOP Granted	No. of Shares Underlying Outstanding convertible securities, No. of Warrants and ESOP etc.	Total No. of shares on fully diluted basis (including warrants, ESOP, Convertible Securities etc.)	Shareholding , as a % assuming full conversion of convertible securities (as a percentage of diluted share capital)	Number of Locked in shares		Number of Shares pledged		Non-Disposal Undertaking		Other encumbrances, if any		Total Number of Shares encumbered		Number of equity shares held in dematerialised form
									No of Voting Rights			Total as a % of Total Voting Rights							No. (a)	As a % of total Shares held (b)	No. (a)	As a % of total Shares held (b)	No. (a)	As a % of total Shares held (b)	No. (a)	As a % of total Shares held (b)	No. (a)	As a % of total Shares held (b)	
									Class eg: X	Class eg: y	Total																		
	(I)	(II)	(III)	(IV)	(V)	(VI)	(VII) = (IV)+(V)+ (VI)	(VIII) As a % of (A+B+C2)	(IX)				(XA)	(XB)	(XC)	(X) = (XA+XB+XC)	(XI)=(VII+X)	(XII)= (VII)+(X) As a % of (A+B+C2)	(XIII)		(XIV)		(XV)		(XVI)		(XVII) = (XIV+XV+XVI)		(XVIII)
2	Foreign																												
(a)	Individuals (Non-Resident Individuals / Foreign Individuals)		0	0	0	0	0	0.00	0	0	0	0.00	0	0	0	0	0	0.00	0	0	0	0	0	0	0	0	0	0	0
	Ronald Dcunha	Promoter Group	0	0	0	0	0	0	0	0	0	0	0	0	0	0	0	0	0	0	0	0	0	0	0	0	0	0	0
	Yashika Chari	Promoter Group	0	0	0	0	0	0	0	0	0	0	0	0	0	0	0	0	0	0	0	0	0	0	0	0	0	0	0
(b)	Government		0	0	0	0	0	0.00	0	0	0	0.00	0	0	0	0	0	0.00	0	0	0	0	0	0	0	0	0	0	0
(c)	Institutions		0	0	0	0	0	0.00	0	0	0	0.00	0	0	0	0	0	0.00	0	0	0	0	0	0	0	0	0	0	0
(d)	Foreign Portfolio Investor		0	0	0	0	0	0.00	0	0	0	0.00	0	0	0	0	0	0.00	0	0	0	0	0	0	0	0	0	0	0
(e)	Any Other (Specify)		0	0	0	0	0	0.00	0	0	0	0.00	0	0	0	0	0	0.00	0	0	0	0	0	0	0	0	0	0	0
	Sub Total (A)(2)		0	0	0	0	0	0.00	0	0	0	0.00	0	0	0	0	0	0.00	0	0	0	0	0	0	0	0	0	0	0
	Total Shareholding Of Promoter And Promoter Group (A)= (A)(1)+(A)(2)		9	37745500	0	0	37745500	68.16	37745500	0	37745500	68.16	0	0	0	0	37745500	66.95	0	0	0	0	0	0	0	0	0	0	37745500



Rossari Biotech Limited																												
Table III - Statement showing shareholding pattern of the Public shareholders																												
Sr No.	Category & Name of the shareholders	Nos. of shareholders	No. of fully paid up equity shares held	No. Of Partly paid-up equity shares held	No. of shares underlying Depository Receipts	Total nos. shares held	Shareholding as a % of total no. of shares (calculated as per SCRR, 1957)	Number of Voting Rights held in each class of securities				No. Of Shares Underlying Outstanding convertible securities	No. of Shares Underlying Outstanding Warrants	No. Of Outstanding ESOP Granted	No. of Shares Underlying Outstanding convertible securities, No. of Warrants and ESOP etc.	Total No of shares on fully diluted basis (including warrants, ESOP, Convertible Securities etc.)	Shareholding , as a % assuming full conversion of convertible securities (as a percentage of diluted share capital)	Number of Locked in shares		Number of Shares pledged		Non-Disposal Undertaking		Other encumbrances, if any		Total Number of Shares encumbered		Number of equity shares held in dematerialised form
								No of Voting Rights			Total as a % of Total Voting Rights							No. (a)	As a % of total Shares held (b)	No. (a)	As a % of total Shares held (b)	No. (a)	As a % of total Shares held (b)	No. (a)	As a % of total Shares held (b)	No. (a)	As a % of total Shares held (b)	
								Class eg: X	Class eg: y	Total																		
	(I)	(III)	(IV)	(V)	(VI)	(VII) = (IV)+(V)+(VI)	(VIII) As a % of (A+B+C2)	(IX)				(XA)	(XB)	(XC)	(X) = (XA+XB+XC)	(XI)=(VII+X)	(XII)= (VII)+(X) As a % of (A+B+C2)	(XIII)		(XIV)		(XV)		(XVI)		(XVII)=(XIV+XV+XVI)	(XVIII)	
1	Institutions (Domestic)																											
(a)	Mutual Funds	4	7461976	0	0	7461976	13.47	7461976	0	7461976	13.47	0	0	0	0	7461976	13.24	0	0	0	0	0	0	0	0	0	0	7461976
	Uti-Flexi Cap Fund	1	3522645	0	0	3522645	6.36	3522645	0	3522645	6.36	0	0	0	0	3522645	6.25	0	0	0	0	0	0	0	0	0	0	3522645
	Sbi Small Cap Fund	1	2016342	0	0	2016342	3.64	2016342	0	2016342	3.64	0	0	0	0	2016342	3.58	0	0	0	0	0	0	0	0	0	0	2016342
	Canara Robeco Mutual Fund A/C Canara Robeco Small Cap Fund	1	1067293	0	0	1067293	1.93	1067293	0	1067293	1.93	0	0	0	0	1067293	1.89	0	0	0	0	0	0	0	0	0	0	1067293
	Motilal Oswal Small Cap Fund	1	855696	0	0	855696	1.55	855696	0	855696	1.55	0	0	0	0	855696	1.52	0	0	0	0	0	0	0	0	0	0	855696
(b)	Venture Capital Funds	0	0	0	0	0	0.00	0	0	0	0.00	0	0	0	0	0	0.00	0	0	0	0	0	0	0	0	0	0	
(c)	Alternate Investment Funds	3	333679	0	0	333679	0.60	333679	0	333679	0.60	0	0	0	0	333679	0.59	0	0	0	0	0	0	0	0	0	0	
(d)	Banks	0	0	0	0	0	0.00	0	0	0	0.00	0	0	0	0	0	0.00	0	0	0	0	0	0	0	0	0	0	
(e)	Insurance Companies	2	2314976	0	0	2314976	4.18	2314976	0	2314976	4.18	0	0	0	0	2314976	4.11	0	0	0	0	0	0	0	0	0	0	
	Life Insurance Corporation Of India	1	2219115	0	0	2219115	4.01	2219115	0	2219115	4.01	0	0	0	0	2219115	3.94	0	0	0	0	0	0	0	0	0	0	
(f)	Provident Funds/ Pension Funds	0	0	0	0	0	0.00	0	0	0	0.00	0	0	0	0	0	0.00	0	0	0	0	0	0	0	0	0	0	
(G)	Asset Reconstruction Companies	0	0	0	0	0	0.00	0	0	0	0.00	0	0	0	0	0	0.00	0	0	0	0	0	0	0	0	0	0	
(h)	Sovereign Wealth Funds	0	0	0	0	0	0.00	0	0	0	0.00	0	0	0	0	0	0.00	0	0	0	0	0	0	0	0	0	0	
(i)	NBFCs registered with RBI	0	0	0	0	0	0.00	0	0	0	0.00	0	0	0	0	0	0.00	0	0	0	0	0	0	0	0	0	0	
(j)	Other Financial Institutions	0	0	0	0	0	0.00	0	0	0	0.00	0	0	0	0	0	0.00	0	0	0	0	0	0	0	0	0	0	
(k)	Any Other (Specify)	0	0	0	0	0	0.00	0	0	0	0.00	0	0	0	0	0	0.00	0	0	0	0	0	0	0	0	0	0	
	Sub Total (B)(1)	9	10110631	0	0	10110631	18.26	10110631	0	10110631	18.26	0	0	0	0	10110631	17.93	0	0	0	0	0	0	0	0	0	0	



Rossari Biotech Limited																												
Table III - Statement showing shareholding pattern of the Public shareholders																												
Sr No.	Category & Name of the shareholders	Nos. of shareholders	No. of fully paid up equity shares held	No. Of Partly paid-up equity shares held	No. of shares underlying Depository Receipts	Total nos. shares held	Shareholding as a % of total no. of shares (calculated as per SCRR, 1957)	Number of Voting Rights held in each class of securities				No. Of Shares Underlying Outstanding convertible securities	No. of Shares Underlying Outstanding Warrants	No. Of Outstanding ESOP Granted	No. of Shares Underlying Outstanding convertible securities, No. of Warrants and ESOP etc.	Total No of shares on fully diluted basis (including warrants, ESOP, Convertible Securities etc.)	Shareholding , as a % assuming full conversion of convertible securities (as a percentage of diluted share capital)	Number of Locked in shares		Number of Shares pledged		Non-Disposal Undertaking		Other encumbrances, if any		Total Number of Shares encumbered		Number of equity shares held in dematerialised form
								No of Voting Rights			Total as a % of Total Voting Rights							No. (a)	As a % of total Shares held (b)	No. (a)	As a % of total Shares held (b)	No. (a)	As a % of total Shares held (b)	No. (a)	As a % of total Shares held (b)	No. (a)	As a % of total Shares held (b)	
								Class eg: X	Class eg: y	Total																		
	(I)	(III)	(IV)	(V)	(VI)	(VII) = (IV)+(V)+(VI)	(VIII) As a % of (A+B+C2)	(IX)				(XA)	(XB)	(XC)	(X) = (XA+XB+XC)	(XI)=(VII+X)	(XII)= (VII)+(X) As a % of (A+B+C2)	(XIII)		(XIV)		(XV)		(XVI)		(XVII)=(XIV+XV+XVI)	(XVIII)	
2	Institutions (Foreign)																											
(a)	Foreign Direct Investment	0	0	0	0	0	0.00	0	0	0	0.00	0	0	0	0	0	0.00	0	0	0	0	0	0	0	0	0	0	0
(b)	Foreign Venture Capital Investors	0	0	0	0	0	0.00	0	0	0	0.00	0	0	0	0	0	0.00	0	0	0	0	0	0	0	0	0	0	0
(c)	Sovereign Wealth Funds	0	0	0	0	0	0.00	0	0	0	0.00	0	0	0	0	0	0.00	0	0	0	0	0	0	0	0	0	0	0
(d)	Foreign Portfolio Investors Category I	39	1287137	0	0	1287137	2.32	1287137	0	1287137	2.32	0	0	0	0	1287137	2.28	0	0	0	0	0	0	0	0	0	0	1287137
(e)	Foreign Portfolio Investors Category II	1	2487	0	0	2487	0.00	2487	0	2487	0.00	0	0	0	0	2487	0.00	0	0	0	0	0	0	0	0	0	0	2487
(f)	Overseas Depositories(holding DRs) (balancing figure)	0	0	0	0	0	0.00	0	0	0	0.00	0	0	0	0	0	0.00	0	0	0	0	0	0	0	0	0	0	
(g)	Any Other (Specify)	0	0	0	0	0	0.00	0	0	0	0.00	0	0	0	0	0	0.00	0	0	0	0	0	0	0	0	0	0	
	Sub Total (B)(2)	40	1289624	0	0	1289624	2.33	1289624	0	1289624	2.33	0	0	0	0	1289624	2.29	0	0	0	0	0	0	0	0	0	1289624	
3	Central Government/ State Government(s)																											
(a)	Central Government / President of India	0	0	0	0	0	0.00	0	0	0	0.00	0	0	0	0	0	0.00	0	0	0	0	0	0	0	0	0	0	
(b)	State Government / Governor	0	0	0	0	0	0.00	0	0	0	0.00	0	0	0	0	0	0.00	0	0	0	0	0	0	0	0	0	0	
(C)	Shareholding by Companies or Bodies Corporate where Central / State Government is a promoter	0	0	0	0	0	0.00	0	0	0	0.00	0	0	0	0	0	0.00	0	0	0	0	0	0	0	0	0	0	
	Sub Total (B)(3)	0	0	0	0	0	0.00	0	0	0	0.00	0	0	0	0	0	0.00	0	0	0	0	0	0	0	0	0	0	



Rossari Biotech Limited																												
Table III - Statement showing shareholding pattern of the Public shareholders																												
Sr No.	Category & Name of the shareholders	Nos. of shareholders	No. of fully paid up equity shares held	No. Of Partly paid-up equity shares held	No. of shares underlying Depository Receipts	Total nos. shares held	Shareholding as a % of total no. of shares (calculated as per SCRR, 1957)	Number of Voting Rights held in each class of securities				No. Of Shares Underlying Outstanding convertible securities	No. of Shares Underlying Outstanding Warrants	No. Of Outstanding ESOP Granted	No. of Shares Underlying Outstanding convertible securities, No. of Warrants and ESOP etc.	Total No of shares on fully diluted basis (including warrants, ESOP, Convertible Securities etc.)	Shareholding , as a % assuming full conversion of convertible securities (as a percentage of diluted share capital)	Number of Locked in shares		Number of Shares pledged		Non-Disposal Undertaking		Other encumbrances, if any		Total Number of Shares encumbered		Number of equity shares held in dematerialised form
								No of Voting Rights			Total as a % of Total Voting Rights							No. (a)	As a % of total Shares held (b)	No. (a)	As a % of total Shares held (b)	No. (a)	As a % of total Shares held (b)	No. (a)	As a % of total Shares held (b)	No. (a)	As a % of total Shares held (b)	
								Class eg: X	Class eg: y	Total																		
	(I)	(III)	(IV)	(V)	(VI)	(VII) = (IV)+(V)+(VI)	(VIII) As a % of (A+B+C2)	(IX)				(XA)	(XB)	(XC)	(X) = (XA+XB+XC)	(XI)=(VII+X)	(XII)= (VII)+(X) As a % of (A+B+C2)	(XIII)		(XIV)		(XV)		(XVI)		(XVII)=(XIV+XV+XVI)	(XVIII)	
4	Non-Institutions																											
(a)	Associate companies / Subsidiaries	0	0	0	0	0	0.00	0	0	0	0.00	0	0	0	0	0	0.00	0	0	0	0	0	0	0	0	0	0	0
(b)	Directors and their relatives (excluding Independent Directors and nominee Directors)	0	0	0	0	0	0.00	0	0	0	0.00	0	0	0	0	0	0.00	0	0	0	0	0	0	0	0	0	0	0
(C)	Key Managerial Personnel	1	2000	0	0	2000	0.00	2000	0	2000	0.00	0	0	72000	72000	74000	0.13	0	0	0	0	0	0	0	0	0	0	2000
(D)	Relatives of promoters (other than 'immediate relatives' of promoters disclosed under 'Promoter and Promoter Group' category)	0	0	0	0	0	0.00	0	0	0	0.00	0	0	0	0	0	0.00	0	0	0	0	0	0	0	0	0	0	0
(E)	Trusts where any person belonging to 'Promoter and Promoter Group' category is 'trustee','beneficiary', or 'author of the trust'	0	0	0	0	0	0.00	0	0	0	0.00	0	0	0	0	0	0.00	0	0	0	0	0	0	0	0	0	0	0
(f)	Investor Education and Protection Fund (IEPF)	0	0	0	0	0	0.00	0	0	0	0.00	0	0	0	0	0	0.00	0	0	0	0	0	0	0	0	0	0	0
(g)	i. Resident Individual holding nominal share capital up to Rs. 2 lakhs.	86192	5065738	0	0	5065738	9.15	5065738	0	5065738	9.15	0	0	918600	918600	5984338	10.62	0	0	0	0	0	0	0	0	0	0	0




Rossari Biotech Limited																												
Table III - Statement showing shareholding pattern of the Public shareholders																												
Sr No.	Category & Name of the shareholders	Nos. of shareholders	No. of fully paid up equity shares held	No. Of Partly paid-up equity shares held	No. of shares underlying Depository Receipts	Total nos. shares held	Shareholding as a % of total no. of shares (calculated as per SCRR, 1957)	Number of Voting Rights held in each class of securities				No. Of Shares Underlying Outstanding convertible securities	No. of Shares Underlying Outstanding Warrants	No. Of Outstanding ESOP Granted	No. of Shares Underlying Outstanding convertible securities, No. of Warrants and ESOP etc.	Total No of shares on fully diluted basis (including warrants, ESOP, Convertible Securities etc.)	Shareholding , as a % assuming full conversion of convertible securities (as a percentage of diluted share capital)	Number of Locked in shares		Number of Shares pledged		Non-Disposal Undertaking		Other encumbrances, if any		Total Number of Shares encumbered		Number of equity shares held in dematerialised form
								No of Voting Rights			Total as a % of Total Voting Rights							No. (a)	As a % of total Shares held (b)	No. (a)	As a % of total Shares held (b)	No. (a)	As a % of total Shares held (b)	No. (a)	As a % of total Shares held (b)	No. (a)	As a % of total Shares held (b)	
								Class eg: X	Class eg: y	Total																		
	(I)	(III)	(IV)	(V)	(VI)	(VII) = (IV)+(V)+(VI)	(VIII) As a % of (A+B+C2)	(IX)				(XA)	(XB)	(XC)	(X) = (XA+XB+XC)	(XI)=(VII+X)	(XII)= (VII)+(X) As a % of (A+B+C2)	(XIII)		(XIV)		(XV)		(XVI)		(XVII)=(XIV+XV+XVI)		(XVIII)
(h)	ii. Resident individual holding nominal share capital in excess of Rs. 2 lakhs.	1	412079	0	0	412079	0.74	412079	0	412079	0.74	0	0	0	0	412079	0.73	0	0	0	0	0	0	0	0	0	0	412079
(i)	Non Resident Indians (NRIs)	1425	261556	0	0	261556	0.47	261556	0	261556	0.47	0	0	4000	4000	265556	0.47	0	0	0	0	0	0	0	0	0	0	261556
(j)	Foreign Nationals	0	0	0	0	0	0.00	0	0	0	0.00	0	0	0	0	0	0.00	0	0	0	0	0	0	0	0	0	0	0
(k)	Foreign Companies	0	0	0	0	0	0.00	0	0	0	0.00	0	0	0	0	0	0.00	0	0	0	0	0	0	0	0	0	0	0
(l)	Bodies Corporate	197	295545	0	0	295545	0.53	295545	0	295545	0.53	0	0	0	0	295545	0.52	0	0	0	0	0	0	0	0	0	0	295545
(m)	Any Other (Specify)	1375	198693	0	0	198693	0.36	198693	0	198693	0.36	0	0	0	0	198693	0.35	0	0	0	0	0	0	0	0	0	0	198693
	Trusts	7	835	0	0	835	0.00	835	0	835	0.00	0	0	0	0	835	0.00	0	0	0	0	0	0	0	0	0	0	835
	Body Corp-Ltd Liability Partnership	21	34909	0	0	34909	0.06	34909	0	34909	0.06	0	0	0	0	34909	0.06	0	0	0	0	0	0	0	0	0	0	34909
	Hindu Undivided Family	1335	158373	0	0	158373	0.29	158373	0	158373	0.29	0	0	0	0	158373	0.28	0	0	0	0	0	0	0	0	0	0	158373
	Clearing Member	12	4576	0	0	4576	0.01	4576	0	4576	0.01	0	0	0	0	4576	0.01	0	0	0	0	0	0	0	0	0	0	4576
	Sub Total (B)(4)	89191	6235611	0	0	6235611	11.26	6235611	0	6235611	11.26	0	0	994600	994600	7230211	12.82	0	0	0	0	0	0	0	0	0	0	6235611
	Total Public Shareholding (B)=(B)(1)+(B)(2)+(B)(3)+b(4)	89240	17635866	0	0	17635866	31.84	17635866	0	17635866	31.84	0	0	994600	994600	18630466	33.05	0	0	0	0	0	0	0	0	0	0	17635866



Rossari Biotech Limited																												
Table IV - Statement showing shareholding pattern of the Non Promoter- Non Public shareholders																												
Sr No.	Category & Name of the shareholders	Nos. of shareholders	No. of fully paid up equity shares held	No. Of Partly paid-up equity shares held	No. of shares underlying Depository Receipts	Total nos. shares held	Shareholding % calculated as per SCRR, 1957	Number of Voting Rights held in each class of securities				No. Of Shares Underlying Outstanding convertible securities	No. of Shares Underlying Outstanding Warrants	No. Of Outstanding ESOP Granted	No. of Shares Underlying Outstanding convertible securities, No. of Warrants and ESOP etc.	Total No of shares on fully diluted basis (including warrants, ESOP, Convertible Securities etc.)	Shareholding , as a % assuming full conversion of convertible securities (as a percentage of diluted share capital)	Number of Locked in shares		Number of Shares pledged		Non-Disposal Undertaking		Other encumbrances, if any		Total Number of Shares encumbered		Number of equity shares held in dematerialised form
								No of Voting Rights			Total as a % of Total Voting rights							No. (a)	As a % of total Shares held(b)	No. (a)	As a % of total Shares held(b)	No. (a)	As a % of total Shares held(b)	No. (a)	As a % of total Shares held(b)	No. (a)	As a % of total Shares held(b)	
								Class eg: X	Class eg: y	Total																		
	(I)	(III)	(IV)	(V)	(VI)	(VII) = (IV)+(V)+(VI)	(VIII) As a % of (A+B+C2)	(IX)				(XA)	(XB)	(XC)	X) = (XA+XB+XC)	(XI)=(VII+X)	(XII)= (VII)+(X) As a % of (A+B+C2)	(XIII)		(XIV)		(XV)		(XVI)		(XVII)=(XIV+XV+XVI)		(XVIII)
1	Custodian/DR Holder	0	0	0	0	0	0	0	0	0	0	0	0	0	0	0	0	0	0	0	0	0	0	0	0	0	0	0
2	Employee Benefit Trust / Employee Welfare Trust under SEBI (Share based Employee Benefits and Sweat Equity) Regulations, 2021	0	0	0	0	0	0	0	0	0	0	0	0	0	0	0	0	0	0	0	0	0	0	0	0	0	0	0
	Total Non-Promoter- Non Public Shareholding (C)= (C)(1)+(C)(2)	0	0	0	0	0	0	0	0	0	0	0	0	0	0	0	0	0	0	0	0	0	0	0	0	0	0	0



ROSSARI BIOTECH LIMITED							
Table V - Statement showing details of Significant Beneficial Owners (SBOs)							
Sr. No.	Details of the SBO (I)		Details of the registered owner (II)		Details of holding/ exercise of right of the SBO in the reporting company, whether direct or indirect*: (III)		Date of creation / acquisition of significant beneficial interest (IV)
	Name	Nationality	Name	Nationality	Whether by virtue of:		
					Shares/ Voting Rights/ Rights on distributable dividend or any other distribution	%	
					Exercise of control/ Exercise of significant influence		
1	Edward Menezes	Indian	Rossari Biotech (India) Private Limited	Indian	Shares	5.45	01-05-2019
2	Sunil Srinivasan Chari	Indian	Rossari Biotech (India) Private Limited	Indian	Shares	5.45	01-05-2019
3	Anita Menezes	Indian	Menezes Family Trust	Indian	Shares	0.20	19-12-2019
4	Jyotishna Sunil Chari	Indian	Chari Family Trust	Indian	Shares	9.23	19-12-2019
5	Mikhail Menezes	Indian	Rossari Biotech (India) Private Limited	Indian	Shares	5.45	01-05-2019
6	Mikhail Menezes	Indian	Menezes Family Trust	Indian	Shares	0.20	19-12-2019
7	Yash Sunil Chari	Indian	Rossari Biotech (India) Private Limited	Indian	Shares	5.45	01-05-2019
8	Yash Sunil Chari	Indian	Chari Family Trust	Indian	Shares	9.23	19-12-2019



ROSSARI BIOTECH LIMITED		
Table VI - Statement showing foreign ownership limits		
Particular	Approved limits (%)	Limits utilized (%)
As on shareholding date	100	2.62
As on the end of previous 1st quarter	100	2.98
As on the end of previous 2nd quarter	100	3.82
As on the end of previous 3rd quarter	100	4.35
As on the end of previous 4th quarter	100	4.06

