

July 10, 2025

DCS-CRD BSE Limited First Floor, New Trade Wing Rotunda Building, Phiroze Jeejeebhoy Towers Dalal Street, Fort Mumbai 400001 Fax No.2272 3121/2037/2039 Stock Code: 543213	Listing Compliance National Stock Exchange of India Limited Exchange Plaza, 5 th Floor Plot No. C/1, 'G' Block, Bandra- Kurla Complex Bandra East Mumbai 400051 Fax No.2659 8237/8238 Stock Code: ROSSARI
--	--

Dear Sir/Madam,

Sub: Shareholding Pattern for the quarter ended June 30, 2025

Pursuant to Regulation 31(1)(b) of the Securities and Exchange Board of India (Listing Obligations and Disclosure Requirements) Regulations, 2015, please find enclosed herewith Shareholding Pattern for the quarter ended June 30, 2025.

The same may please be taken on record and suitably disseminated to all concerned.

Thanking You,

Yours Sincerely

For Rossari Biotech Limited

**Parul
Gupta**

Digitally signed
by Parul Gupta
Date: 2025.07.10
23:19:45 +05'30'



Parul Gupta

Head - Company Secretary & Legal

Membership No.: A38895

Encl.: as above

ROSSARI BIOTECH LIMITED

(An ISO 9001:2015 & 14001:2015 Certified Company) (CIN: L24100MH2009PLC194818)

Regd. Office: Rossari House, Golden Oak, LBS Marg, Surya Nagar, Opp. Mahindra Showroom, Vikhroli (West), Mumbai - 400079, Maharashtra, India. T: +91-22-6123 3800

Factory : Plot No. 10 & 11, Survey No. 90/1/10/ & 90/1/11/1, Khumbharwadi, Village Naroli, Silvassa - 396235, Dadra & Nagar Haveli (U.T.), India. T: 0260-669 3000

: Plot No. D3/24/3, Opposite Yokohama Tyre, Phase III, G.I.D.C Dahej, Village Galenda, Taluka Vagra, Bharuch-Gujarat - 392130, India. T: +91 2641-661621

✉ info@rossari.com

🌐 www.rossari.com



HOME, PERSONAL CARE AND PERFORMANCE CHEMICALS




TEXTILE SPECIALITY CHEMICALS



ANIMAL HEALTH AND NUTRITION


ROSSARI BIOTECH LIMITED					
Shareholding Pattern under Regulation 31 of SEBI (Listing Obligations and Disclosure Requirements) Regulations, 2015					
1	Name of Listed Entity	Rossari Biotech Limited			
2	Scrip Code/Name of Scrip/Class of Security:	543213/ ROSSARI			
3	Share Holding Pattern Filed under: Reg. 31(1)(a)/Reg. 31(1)(b)/Reg.31(1)(c)	Reg. 31(1)(b)			
	a.	If under 31(1)(b) then indicate the report for Quarter ending: June 30, 2025			
	b.	If under 31(1)(c) then indicate date of allotment/extinguishment			
4	Declaration: The Listed entity is required to submit the following declaration to the extent of submission of information:-				
Sr. No.	Particulars	Yes/ No	Promoter and Promoter Group <input type="checkbox"/>	Public shareholder <input type="checkbox"/>	Non Promoter-Non Public
1	Whether the Listed Entity has issued any partly paid up shares?	No	No	No	No
2	Whether the Listed Entity has issued any Convertible Securities ? <input type="checkbox"/>	No	No	No	No
3	Whether the Listed Entity has issued any Warrants ? <input type="checkbox"/>	No	No	No	No
4	Whether Listed Entity has granted any ESOPs, which are outstanding? <input type="checkbox"/>	Yes	No	Yes	No
5	Whether the Listed Entity has any shares against which depository receipts are issued? <input type="checkbox"/>	No	No	No	No
6	Whether the Listed Entity has any shares in locked-in? <input type="checkbox"/>	No	No	No	No
7	Whether any shares held by promoters are encumbered under "Pledged"? <input type="checkbox"/>	No	No	No	No
8	Whether any shares held by promoters are encumbered under "Non-Disposal Undertaking"? <input type="checkbox"/>	No	No	No	No
9	Whether any shares held by promoters are encumbered, other than by way of Pledge or NDU, if any? <input type="checkbox"/>	No	No	No	No
10	Whether company has equity shares with differential voting rights? <input type="checkbox"/>	No	No	No	No
11	Whether the listed entity has any significant beneficial owner? <input type="checkbox"/>	Yes			




Rossari Biotech Limited																												
Table I - Summary Statement holding of specified securities																												
Category	Category of shareholder	Nos. of shareholders	No. of fully paid up equity shares held	No. of Partly paid-up equity shares held	No. of shares underlying Depository Receipts	Total nos. shares held	Shareholding as a % of total no. of shares (calculated as per SCRR, 1957)	Number of Voting Rights held in each class of securities				No. Of Shares Underlying Outstanding convertible securities <input type="checkbox"/>	No. of Shares Underlying Outstanding Warrants <input type="checkbox"/>	No. Of Outstanding ESOP Granted <input type="checkbox"/>	No. of Shares Underlying Outstanding convertible securities (including Warrants, ESOP etc.)	Total No of shares on fully diluted basis (including warrants, ESOP, Convertible Securities etc.)	Shareholding , as a % assuming full conversion of convertible securities (as a percentage of diluted share capital)	Number of Locked in shares		Number of Shares pledged		Non-Disposal Undertaking		Other encumbrances, if any		Total Number of Shares encumbered		Number of equity shares held in dematerialised form
								No of Voting Rights			Total as a % of (A+B+C)							No. (a)	As a % of total Shares held(b)	No. (a)	As a % of total Shares held(b)	No. (a)	As a % of total Shares held(b)	No. (a)	As a % of total Shares held(b)	No. (a)	As a % of total Shares held(b)	
								Class eg: X	Class eg: y	Total																		
(I)	(II)	(III)	(IV)	(V)	(VI)	(VII) = (IV)+(V)+(VI)	(VIII) As a % of (A+B+C2)	(IX)				(XA)	(XB)	(XC)	(X) = (XA+XB+XC)	(XI)=(VII+X)	(XII)= (VII)+(X) As a % of (A+B+C2)	(XIII)		(XIV)		(XV)		(XVI)		(XVII)=(XIV+XV+XVI)		(XVIII)
(A)	Promoter & Promoter Group	9	37745500	0	0	37745500	68.17	37745500	0	37745500	68.1738	0	0	0	0	37745500	66.99	0	0	0	0	0	0	0	0	0	0	37745500
(B)	Public	91782	17621091	0	0	17621091	31.83	17621091	0	17621091	31.8262	0	0	977675	977675	18598766	33.01	0	0	0	0	0	0	0	0	0	0	17621091
(C)	Non Promoter - Non Public	0	0	0	0	0	0	0	0	0	0	0	0	0	0	0	0	0	0	0	0	0	0	0	0	0	0	
(C1)	Shares Underlying DRs	0	0	0	0	0	0	0	0	0	0	0	0	0	0	0	0	0	0	0	0	0	0	0	0	0	0	
(C2)	Shares Held By Employee Trust	0	0	0	0	0	0	0	0	0	0	0	0	0	0	0	0	0	0	0	0	0	0	0	0	0	0	
	Total	91791	55366591	0	0	55366591	100	55366591	0	55366591	100	0	0	977675	977675	56344266	100	0	0	0	0	0	0	0	0	0	0	55366591




Rossari Biotech Limited																														
Table II - Statement showing shareholding pattern of the Promoter and Promoter Group																														
	Category & Name of the shareholders	Entity Type	Nos. of shareholder s	No. of fully paid up equity shares held	Partly paid-up equity shares held	No. of shares underlying Depository Receipts	Total nos. shares held	Shareholdin g % calculated as per SCRR, 1957 As a % of (A+B+C2)	Number of Voting Rights held in each class of securities				No. Of Shares Underlying Outstanding convertible securities ☐	No. of Shares Underlying Outstanding Warrants ☐	No. Of Outstandin g ESOP Granted ☐	No. of Shares Underlying Outstanding convertible securities (including Warrants, ESOP etc.)	No. of Shares Underlying Outstanding convertible securities (including Warrants, ESOP etc.)	Total No of shares on fully diluted basis (including warrants, ESOP, Convertible Securities etc.)	Shareholding , as a % assuming full conversion of convertible securities (as a percentage of diluted share capital)	Number of Locked in shares		Number of Shares pledged		Non-Disposal Undertaking		Other encumbrances, if any		Total Number of Shares encumbered		Number of equity shares held in dematerialised form
									No of Voting Rights			Total as a % of Total Voting Rights								No. (a)	As a % of total Shares held(b)	No. (a)	As a % of total Shares held(b)	No. (a)	As a % of total Shares held(b)	No. (a)	As a % of total Shares held(b)	No. (a)	As a % of total Shares held(b)	
									Class eg: X	Class eg: y	Total																			
	(I)	(II)	(IV)	(V)	(VI)	(VII)	(VIII) = (V)+(VI)+(VII)	(IX) As a % of (A+B+C2)	(X)				(XA)	(XB)	(XC)	(X) = (XA+XB+XC)	(XI)	(XII)=(VIII+X I)	(XIII)= (VIII)+(XI) As a % of (A+B+C2)	(XIV)		(XV)		(XVI)		(XVII)		(XVIII)=(XIV+XV+XV I)		(XIX)
1	Indian																													
(a)	Individuals / Hindu Undivided Family		6	34509300	0	0	34509300	62.33	34509300	0	34509300	62.33	0	0	0	0	0	34509300	61.25	0	0	0	0	0	0	0	0	0	0	34509300
	Edward Menezes	Promoters	1	16118820	0	0	16118820	29.11	16118820	0	16118820	29.11	0	0	0	0	0	16118820	28.61	0	0	0	0	0	0	0	0	0	0	16118820
	Sunil Srinivasan Chari	Promoters	1	16089320	0	0	16089320	29.06	16089320	0	16089320	29.06	0	0	0	0	0	16089320	28.56	0	0	0	0	0	0	0	0	0	0	16089320
	Anita Menezes	Promoter Group	1	1002630	0	0	1002630	1.81	1002630	0	1002630	1.81	0	0	0	0	0	1002630	1.78	0	0	0	0	0	0	0	0	0	0	1002630
	Jyotishna Sunil Chari	Promoter Group	1	1000330	0	0	1000330	1.81	1000330	0	1000330	1.81	0	0	0	0	0	1000330	1.78	0	0	0	0	0	0	0	0	0	0	1000330
	Yash Sunil Chari	Promoter Group	1	165000	0	0	165000	0.30	165000	0	165000	0.30	0	0	0	0	0	165000	0.29	0	0	0	0	0	0	0	0	0	0	165000
	Mikhail Menezes	Promoter Group	1	133200	0	0	133200	0.24	133200	0	133200	0.24	0	0	0	0	0	133200	0.24	0	0	0	0	0	0	0	0	0	0	133200
	Henry Menezes	Promoter Group	0	0	0	0	0	0	0	0	0	0	0	0	0	0	0	0	0	0	0	0	0	0	0	0	0	0	0	0
	Yvette Santhmayor	Promoter Group	0	0	0	0	0	0	0	0	0	0	0	0	0	0	0	0	0	0	0	0	0	0	0	0	0	0	0	0
	Stella Dcunha	Promoter Group	0	0	0	0	0	0	0	0	0	0	0	0	0	0	0	0	0	0	0	0	0	0	0	0	0	0	0	0
	Charlotte Dmello☐	Promoter Group	0	0	0	0	0	0	0	0	0	0	0	0	0	0	0	0	0	0	0	0	0	0	0	0	0	0	0	0
	Priya Shivdasani☐	Promoter Group	0	0	0	0	0	0	0	0	0	0	0	0	0	0	0	0	0	0	0	0	0	0	0	0	0	0	0	0
	Malini Nainani☐	Promoter Group	0	0	0	0	0	0	0	0	0	0	0	0	0	0	0	0	0	0	0	0	0	0	0	0	0	0	0	0
	Satish Mehta☐	Promoter Group	0	0	0	0	0	0	0	0	0	0	0	0	0	0	0	0	0	0	0	0	0	0	0	0	0	0	0	0
	Chanderkanta Mehta	Promoter Group	0	0	0	0	0	0	0	0	0	0	0	0	0	0	0	0	0	0	0	0	0	0	0	0	0	0	0	0
	Manish Mehta☐	Promoter Group	0	0	0	0	0	0	0	0	0	0	0	0	0	0	0	0	0	0	0	0	0	0	0	0	0	0	0	0
	Geeta Gupta☐	Promoter Group	0	0	0	0	0	0	0	0	0	0	0	0	0	0	0	0	0	0	0	0	0	0	0	0	0	0	0	0
	Priyata Chopra☐	Promoter Group	0	0	0	0	0	0	0	0	0	0	0	0	0	0	0	0	0	0	0	0	0	0	0	0	0	0	0	0
	Neera Gupta☐	Promoter Group	0	0	0	0	0	0	0	0	0	0	0	0	0	0	0	0	0	0	0	0	0	0	0	0	0	0	0	0
	Sunil Chari (HUF)☐	Promoter Group	0	0	0	0	0	0	0	0	0	0	0	0	0	0	0	0	0	0	0	0	0	0	0	0	0	0	0	0




Rossari Biotech Limited																														
Table II - Statement showing shareholding pattern of the Promoter and Promoter Group																														
	Category & Name of the shareholders	Entity Type	Nos. of shareholder s	No. of fully paid up equity shares held	Partly paid-up equity shares held	No. of shares underlying Depository Receipts	Total nos. shares held	Shareholdin g % calculated as per SCRR, 1957 As a % of (A+B+C2)	Number of Voting Rights held in each class of securities				No. Of Shares Underlying Outstanding convertible securities <input type="checkbox"/>	No. of Shares Underlying Outstanding Warrants <input type="checkbox"/>	No. Of Outstandin g ESOP Granted <input type="checkbox"/>	No. of Shares Underlying Outstanding convertible securities (including Warrants, ESOP etc.)	No. of Shares Underlying Outstanding convertible securities (including Warrants, ESOP etc.)	Total No of shares on fully diluted basis (including warrants, ESOP, Convertible Securities etc.)	Shareholding , as a % assuming full conversion of convertible securities (as a percentage of diluted share capital)	Number of Locked in shares		Number of Shares pledged		Non-Disposal Undertaking		Other encumbrances, if any		Total Number of Shares encumbered		Number of equity shares held in dematerialised form
									No of Voting Rights			Total as a % of Total Voting Rights								No. (a)	As a % of total Shares held(b)	No. (a)	As a % of total Shares held(b)	No. (a)	As a % of total Shares held(b)	No. (a)	As a % of total Shares held(b)	No. (a)	As a % of total Shares held(b)	
									Class eg: X	Class eg: y	Total																			
	(I)	(II)	(IV)	(V)	(VI)	(VII)	(VIII) = (V)+(VI)+(VII)	(IX) As a % of (A+B+C2)	(X)				(XA)	(XB)	(XC)	(X) = (XA+XB+XC)	(XI)	(XII)=(VIII+X I)	(XIII)= (VIII)+(XI) As a % of (A+B+C2)	(XIV)		(XV)		(XVI)		(XVII)		(XVIII)=(XIV+XV+XV I)	(XIX)	
(b)	Central Government / State Government(s)		0	0	0	0	0	0.00	0	0	0	0.00	0	0	0	0	0	0	0.00	0	0	0	0	0	0	0	0	0	0	
(c)	Financial Institutions / Banks		0	0	0	0	0	0.00	0	0	0	0.00	0	0	0	0	0	0	0.00	0	0	0	0	0	0	0	0	0	0	
(d)	Any Other (Specify)		3	3236200	0	0	3236200	5.85	3236200	0	3236200	5.85	0	0	0	0	0	3236200	5.85	0	0	0	0	0	0	0	0	0	0	3236200
	Promoter Trust		2	220000	0	0	220000	0.40	220000	0	220000	0.40	0	0	0	0	0	220000	0.40	0	0	0	0	0	0	0	0	0	0	220000
	Menezes Family Trust in the name of Edward Walter Menezes	Promoter Group	1	110000	0	0	110000	0.20	110000	0	110000	0.20	0	0	0	0	0	110000	0.20	0	0	0	0	0	0	0	0	0	0	110000
	Chari Family Trust in the name of Sunil Srinivasan Chari	Promoter Group	1	110000	0	0	110000	0.20	110000	0	110000	0.20	0	0	0	0	0	110000	0.20	0	0	0	0	0	0	0	0	0	0	110000
	Bodies Corporate		1	3016200	0	0	3016200	5.45	3016200	0	3016200	5.45	0	0	0	0	0	3016200	5.35	0	0	0	0	0	0	0	0	0	0	3016200
	Rossari Biotech (India) Private Limited	Promoter Group	1	3016200	0	0	3016200	5.45	3016200	0	3016200	5.45	0	0	0	0	0	3016200	5.35	0	0	0	0	0	0	0	0	0	0	3016200
	Rossari Manuchar (India) Private Limited	Promoter Group	0	0	0	0	0	0	0	0	0	0	0	0	0	0	0	0	0	0	0	0	0	0	0	0	0	0	0	
	Suisse Silicon Specialties Private Limited	Promoter Group	0	0	0	0	0	0	0	0	0	0	0	0	0	0	0	0	0	0	0	0	0	0	0	0	0	0	0	
	Glad Properties (India) Private Limited	Promoter Group	0	0	0	0	0	0	0	0	0	0	0	0	0	0	0	0	0	0	0	0	0	0	0	0	0	0	0	
	Sunijyot Properties LLP	Promoter Group	0	0	0	0	0	0	0	0	0	0	0	0	0	0	0	0	0	0	0	0	0	0	0	0	0	0	0	
	Sub Total (A)(1)		9	37745500	0	0	37745500	68.17	37745500	0	37745500	68.17	0	0	0	0	0	37745500	66.99	0	0	0	0	0	0	0	0	0	0	37745500
2	Foreign																													
(a)	Individuals (Non-Resident Individuals / Foreign Individuals)		0	0	0	0	0	0.00	0	0	0	0.00	0	0	0	0	0	0	0.00	0	0	0	0	0	0	0	0	0	0	0
	Ronald Dcunha	Promoter Group	0	0	0	0	0	0	0	0	0	0	0	0	0	0	0	0	0	0	0	0	0	0	0	0	0	0	0	0
	Yashika Chari	Promoter Group	0	0	0	0	0	0	0	0	0	0	0	0	0	0	0	0	0	0	0	0	0	0	0	0	0	0	0	0
(b)	Government		0	0	0	0	0	0.00	0	0	0	0.00	0	0	0	0	0	0	0.00	0	0	0	0	0	0	0	0	0	0	0
(c)	Institutions		0	0	0	0	0	0.00	0	0	0	0.00	0	0	0	0	0	0	0.00	0	0	0	0	0	0	0	0	0	0	0
(d)	Foreign Portfolio Investor		0	0	0	0	0	0.00	0	0	0	0.00	0	0	0	0	0	0	0.00	0	0	0	0	0	0	0	0	0	0	0
(e)	Any Other (Specify)		0	0	0	0	0	0.00	0	0	0	0.00	0	0	0	0	0	0	0.00	0	0	0	0	0	0	0	0	0	0	0
	Sub Total (A)(2)		0	0	0	0	0	0.00	0	0	0	0.00	0	0	0	0	0	0	0.00	0	0	0	0	0	0	0	0	0	0	0
	Total Shareholding Of Promoter And Promoter Group (A)=(A)(1)+(A)(2)		9	37745500	0	0	37745500	68.17	37745500	0	37745500	68.17	0	0	0	0	0	37745500	66.99	0	0	0	0	0	0	0	0	0	0	37745500




Rossari Biotech Limited																																			
Table III - Statement showing shareholding pattern of the Public shareholders																																			
	Category & Name of the shareholders	Nos. of shareholders	No. of fully paid up equity shares held	Partly paid-up equity shares held	No. of shares underlying Depository Receipts	Total nos. shares held	Shareholding % calculated as per SCRR, 1957 As a % of (A+B+C2)	Number of Voting Rights held in each class of securities				No. Of Shares Underlying Outstanding convertible securities □	No. of Shares Underlying Outstanding Warrants □	No. Of Outstanding ESOP Granted □	No. of Shares Underlying Outstanding convertible securities (including Warrants, ESOP etc.)	Total No of shares on fully diluted basis (including warrants, ESOP, Convertible Securities etc.)	Shareholding , as a % assuming full conversion of convertible securities (as a percentage of diluted share capital)	Number of Locked in shares		Number of Shares pledged		Non-Disposal Undertaking		Other encumbrances, if any		Total Number of Shares encumbered		Number of equity shares held in dematerialised form	Sub-categorization of shares						
								No of Voting Rights			Total as a % of Total Voting Rights							No. (a)	As a % of total Shares held(b)	No. (a)	As a % of total Shares held(b)	No. (a)	As a % of total Shares held(b)	No. (a)	As a % of total Shares held(b)	No. (a)	As a % of total Shares held(b)		No. (a)	As a % of total Shares held(b)	No. (a)	As a % of total Shares held(b)	Shareholding(No. of shares) under		
								Class eg: X	Class eg: y	Total																							Sub-category(i)	Sub-category(ii)	Sub-category(iii)
	(I)	(III)	(IV)	(V)	(VI)	(VII) = (IV)+(V)+ (VI)	(VIII) As a % of (A+B+C2)	(IX)				(XA)	(XB)	(XC)	(X)	(XI)=(VII+X)	(XII)= (VII)+(X) As a % of (A+B+C2)	(XIII)		(XIV)		(XV)		(XVI)		(XVII)=(XIV+XV+XVI)		(XVIII)	(XIX)						
1	Institutions (Domestic)																																		
(a)	Mutual Fund	8	7430148	0	0	7430148	13.42	7430148	0	7430148	13.42	0	0	0	0	7430148	13.19	0	0	0	0	0	0	0	0	0	0	7430148	0	0	0				
	Uti-Flexi Cap Fund	1	3342084	0	0	3342084	6.04	3342084	0	3342084	6.04	0	0	0	0	3342084	5.93	0	0	0	0	0	0	0	0	0	0	3342084	0	0	0				
	Sbi Small Cap Fund	1	2016342	0	0	2016342	3.64	2016342	0	2016342	3.64	0	0	0	0	2016342	3.58	0	0	0	0	0	0	0	0	0	0	2016342	0	0	0				
	Canara Robeco Mutual Fund A/C Canara Robeco Small Cap Fund	1	1067293	0	0	1067293	1.93	1067293	0	1067293	1.93	0	0	0	0	1067293	1.89	0	0	0	0	0	0	0	0	0	0	1067293	0	0	0				
	Motilal Oswal Small Cap Fund	1	1004022	0	0	1004022	1.81	1004022	0	1004022	1.81	0	0	0	0	1004022	1.78	0	0	0	0	0	0	0	0	0	0	1004022	0	0	0				
(b)	Venture Capital Funds	0	0	0	0	0	0.00	0	0	0	0.00	0	0	0	0	0	0.00	0	0	0	0	0	0	0	0	0	0	0	0	0	0				
(c)	Alternate Investment Funds	3	207679	0	0	207679	0.38	207679	0	207679	0.38	0	0	0	0	207679	0.37	0	0	0	0	0	0	0	0	0	0	207679	0	0	0				
(d)	Banks	0	0	0	0	0	0.00	0	0	0	0.00	0	0	0	0	0	0.00	0	0	0	0	0	0	0	0	0	0	0	0	0	0				
(e)	Insurance Companies	2	2236999	0	0	2236999	4.04	2236999	0	2236999	4.04	0	0	0	0	2236999	3.97	0	0	0	0	0	0	0	0	0	0	2236999	0	0	0				
	Life Insurance Corporation Of India	1	2219115	0	0	2219115	4.01	2219115	0	2219115	4.01	0	0	0	0	2219115	3.94	0	0	0	0	0	0	0	0	0	0	2219115	0	0	0				
(f)	Provident Funds/ Pension Funds	0	0	0	0	0	0.00	0	0	0	0.00	0	0	0	0	0	0.00	0	0	0	0	0	0	0	0	0	0	0	0	0	0				
(G)	Asset Reconstruction Companies	0	0	0	0	0	0.00	0	0	0	0.00	0	0	0	0	0	0.00	0	0	0	0	0	0	0	0	0	0	0	0	0	0				
(h)	Sovereign Wealth Funds	0	0	0	0	0	0.00	0	0	0	0.00	0	0	0	0	0	0.00	0	0	0	0	0	0	0	0	0	0	0	0	0	0				
(i)	NBFCs registered with RBI	0	0	0	0	0	0.00	0	0	0	0.00	0	0	0	0	0	0.00	0	0	0	0	0	0	0	0	0	0	0	0	0	0				
(j)	Other Financial Institutions	0	0	0	0	0	0.00	0	0	0	0.00	0	0	0	0	0	0.00	0	0	0	0	0	0	0	0	0	0	0	0	0	0				
(k)	Any Other (Specify)	0	0	0	0	0	0.00	0	0	0	0.00	0	0	0	0	0	0.00	0	0	0	0	0	0	0	0	0	0	0	0	0	0				
	Sub Total (B)(1)	13	9874826	0	0	9874826	17.84	9874826	0	9874826	17.84				0	9874826	17.53	0	0	0	0	0	0	0	0	0	0	9874826	0	0	0				
2	Institutions (Foreign)											0	0	0																					
(a)	Foreign Direct Investment	0	0	0	0	0	0.00	0	0	0	0.00	0	0	0	0	0	0.00	0	0	0	0	0	0	0	0	0	0	0	0	0	0				
(b)	Foreign Venture Capital Investors	0	0	0	0	0	0.00	0	0	0	0.00	0	0	0	0	0	0.00	0	0	0	0	0	0	0	0	0	0	0	0	0	0				
(c)	Sovereign Wealth Funds	0	0	0	0	0	0.00	0	0	0	0.00	0	0	0	0	0	0.00	0	0	0	0	0	0	0	0	0	0	0	0	0	0				
(d)	Foreign Portfolio Investors Category I	49	1796315	0	0	1796315	3.24	1796315	0	1796315	3.24	0	0	0	0	1796315	3.19	0	0	0	0	0	0	0	0	0	0	1796315	0	0	0				
(e)	Foreign Portfolio Investors Category II	3	132587	0	0	132587	0.24	132587	0	132587	0.24	0	0	0	0	132587	0.24	0	0	0	0	0	0	0	0	0	0	132587	0	0	0				
(f)	Overseas Depositories(holding DRs) (balancing figure)	0	0	0	0	0	0.00	0	0	0	0.00	0	0	0	0	0	0.00	0	0	0	0	0	0	0	0	0	0	0	0	0	0				
(g)	Any Other (Specify)	0	0	0	0	0	0.00	0	0	0	0.00	0	0	0	0	0	0.00	0	0	0	0	0	0	0	0	0	0	0	0	0	0				
	Sub Total (B)(2)	52	1928902	0	0	1928902	3.48	1928902	0	1928902	3.48	0	0	0	0	1928902	3.42	0	0	0	0	0	0	0	0	0	0	1928902	0	0	0				
3	Central Government/ State Government(s)											0	0	0																					
(a)	Central Government / President of India	0	0	0	0	0	0.00	0	0	0	0.00	0	0	0	0	0	0.00	0	0	0	0	0	0	0	0	0	0	0	0	0	0				
(b)	State Government / Governor	0	0	0	0	0	0.00	0	0	0	0.00	0	0	0	0	0	0.00	0	0	0	0	0	0	0	0	0	0	0	0	0	0				
(C)	Shareholding by Companies or Bodies Corporate where Central / State Government is a promoter	0	0	0	0	0	0.00	0	0	0	0.00	0	0	0	0	0	0.00	0	0	0	0	0	0	0	0	0	0	0	0	0	0				
	Sub Total (B)(3)	0	0	0	0	0	0.00	0	0	0	0.00	0	0	0	0	0	0.00	0	0	0	0	0	0	0	0	0	0								



Rossari Biotech Limited																																																																																																																																																																																																																																																																																																																								
Table III - Statement showing shareholding pattern of the Public shareholders																																																																																																																																																																																																																																																																																																																								
	Category & Name of the shareholders	Nos. of shareholders	No. of fully paid up equity shares held	Partly paid-up equity shares held	No. of shares underlying Depository Receipts	Total nos. shares held	Shareholdin g % calculated as per SCRR, 1957 As a % of (A+B+C2)	Number of Voting Rights held in each class of securities				No. Of Shares Underlying Outstanding convertible securities ☐	No. of Shares Underlying Outstanding Warrants ☐	No. Of Outstanding ESOP Granted ☐	No. of Shares Underlying Outstanding convertible securities (including Warrants, ESOP etc.)	Total No of shares on fully diluted basis (including warrants, ESOP, Convertible Securities etc.)	Shareholding , as a % assuming full conversion of convertible securities (as a percentage of diluted share capital)	Number of Locked in shares		Number of Shares pledged		Non-Disposal Undertaking		Other encumbrances, if any		Total Number of Shares encumbered		Number of equity shares held in dematerialise d form	Sub-categorization of shares																																																																																																																																																																																																																																																																																											
								No of Voting Rights			Total as a % of Total Voting Rights							No. (a)	As a % of total Shares held(b)	No. (a)	As a % of total Shares held(b)	No. (a)	As a % of total Shares held(b)	No. (a)	As a % of total Shares held(b)	No. (a)	As a % of total Shares held(b)		No. (a)	As a % of total Shares held(b)	No. (a)	As a % of total Shares held(b)	No. (a)	As a % of total Shares held(b)	No. (a)	As a % of total Shares held(b)	No. (a)	As a % of total Shares held(b)	No. (a)	As a % of total Shares held(b)	No. (a)	As a % of total Shares held(b)	No. (a)	As a % of total Shares held(b)	No. (a)	As a % of total Shares held(b)	No. (a)	As a % of total Shares held(b)	No. (a)	As a % of total Shares held(b)	No. (a)	As a % of total Shares held(b)	No. (a)	As a % of total Shares held(b)	No. (a)	As a % of total Shares held(b)	No. (a)	As a % of total Shares held(b)	No. (a)	As a % of total Shares held(b)	No. (a)	As a % of total Shares held(b)	No. (a)	As a % of total Shares held(b)	No. (a)	As a % of total Shares held(b)	No. (a)	As a % of total Shares held(b)	No. (a)	As a % of total Shares held(b)	No. (a)	As a % of total Shares held(b)	No. (a)	As a % of total Shares held(b)	No. (a)	As a % of total Shares held(b)	No. (a)	As a % of total Shares held(b)	No. (a)	As a % of total Shares held(b)	No. (a)	As a % of total Shares held(b)	No. (a)	As a % of total Shares held(b)	No. (a)	As a % of total Shares held(b)	No. (a)	As a % of total Shares held(b)	No. (a)	As a % of total Shares held(b)	No. (a)	As a % of total Shares held(b)	No. (a)	As a % of total Shares held(b)	No. (a)	As a % of total Shares held(b)	No. (a)	As a % of total Shares held(b)	No. (a)	As a % of total Shares held(b)	No. (a)	As a % of total Shares held(b)	No. (a)	As a % of total Shares held(b)	No. (a)	As a % of total Shares held(b)	No. (a)	As a % of total Shares held(b)	No. (a)	As a % of total Shares held(b)	No. (a)	As a % of total Shares held(b)	No. (a)	As a % of total Shares held(b)	No. (a)	As a % of total Shares held(b)	No. (a)	As a % of total Shares held(b)	No. (a)	As a % of total Shares held(b)	No. (a)	As a % of total Shares held(b)	No. (a)	As a % of total Shares held(b)	No. (a)	As a % of total Shares held(b)	No. (a)	As a % of total Shares held(b)	No. (a)	As a % of total Shares held(b)	No. (a)	As a % of total Shares held(b)	No. (a)	As a % of total Shares held(b)	No. (a)	As a % of total Shares held(b)	No. (a)	As a % of total Shares held(b)	No. (a)	As a % of total Shares held(b)	No. (a)	As a % of total Shares held(b)	No. (a)	As a % of total Shares held(b)	No. (a)	As a % of total Shares held(b)	No. (a)	As a % of total Shares held(b)	No. (a)	As a % of total Shares held(b)	No. (a)	As a % of total Shares held(b)	No. (a)	As a % of total Shares held(b)	No. (a)	As a % of total Shares held(b)	No. (a)	As a % of total Shares held(b)	No. (a)	As a % of total Shares held(b)	No. (a)	As a % of total Shares held(b)	No. (a)	As a % of total Shares held(b)	No. (a)	As a % of total Shares held(b)	No. (a)	As a % of total Shares held(b)	No. (a)	As a % of total Shares held(b)	No. (a)	As a % of total Shares held(b)	No. (a)	As a % of total Shares held(b)	No. (a)	As a % of total Shares held(b)	No. (a)	As a % of total Shares held(b)	No. (a)	As a % of total Shares held(b)	No. (a)	As a % of total Shares held(b)	No. (a)	As a % of total Shares held(b)	No. (a)	As a % of total Shares held(b)	No. (a)	As a % of total Shares held(b)	No. (a)	As a % of total Shares held(b)	No. (a)	As a % of total Shares held(b)	No. (a)	As a % of total Shares held(b)	No. (a)	As a % of total Shares held(b)	No. (a)	As a % of total Shares held(b)	No. (a)	As a % of total Shares held(b)	No. (a)	As a % of total Shares held(b)	No. (a)	As a % of total Shares held(b)	No. (a)	As a % of total Shares held(b)	No. (a)	As a % of total Shares held(b)	No. (a)	As a % of total Shares held(b)	No. (a)	As a % of total Shares held(b)	No. (a)	As a % of total Shares held(b)	No. (a)	As a % of total Shares held(b)	No. (a)	As a % of total Shares held(b)	No. (a)	As a % of total Shares held(b)	No. (a)	As a % of total Shares held(b)	No. (a)	As a % of total Shares held(b)	No. (a)	As a % of total Shares held(b)	No. (a)	As a % of total Shares held(b)	No. (a)	As a % of total Shares held(b)	No. (a)	As a % of total Shares held(b)	No. (a)	As a % of total Shares held(b)	No. (a)	As a % of total Shares held(b)	No. (a)	As a % of total Shares held(b)	No. (a)	As a % of total Shares held(b)	No. (a)	As a % of total Shares held(b)	No. (a)	As a % of total Shares held(b)	No. (a)	As a % of total Shares held(b)	No. (a)	As a % of total Shares held(b)	No. (a)	As a % of total Shares held(b)	No. (a)	As a % of total Shares held(b)	No. (a)	As a % of total Shares held(b)	No. (a)	As a % of total Shares held(b)	No. (a)	As a % of total Shares held(b)	No. (a)	As a % of total Shares held(b)	No. (a)	As a % of total Shares held(b)	No. (a)	As a % of total Shares held(b)	No. (a)	As a % of total Shares held(b)	No. (a)	As a % of total Shares held(b)	No. (a)	As a % of total Shares held(b)	No. (a)	As a % of total Shares held(b)	No. (a)	As a % of total Shares held(b)	No. (a)	As a % of total Shares held(b)	No. (a)	As a % of total Shares held(b)	No. (a)	As a % of total Shares held(b)	No. (a)	As a % of total Shares held(b)	No. (a)	As a % of total Shares held(b)	No. (a)	As a % of total Shares held(b)	No. (a)	As a % of total Shares held(b)	No. (a)	As a % of total Shares held(b)	No. (a)	As a % of total Shares held(b)	No. (a)	As a % of total Shares held(b)	No. (a)	As a % of total Shares held(b)	No. (a)	As a % of total Shares held(b)	No. (a)	As a % of total Shares held(b)	No. (a)	As a % of total Shares held(b)	No. (a)	As a % of total Shares held(b)	No. (a)	As a % of total Shares held(b)	No. (a)	As a % of total Shares held(b)	No. (a)	As a % of total Shares held(b)	No. (a)	As a % of total Shares held(b)</



Rossari Biotech Limited																												
Table IV - Statement showing shareholding pattern of the Non Promoter- Non Public shareholders																												
	Category & Name of the shareholders	Nos. of shareholders	No. of fully paid up equity shares held	Partly paid-up equity shares held	No. of shares underlying Depository Receipts	Total nos. shares held	Shareholding % calculated as per SCRR, 1957 As a % of (A+B+C2)	Number of Voting Rights held in each class of securities				No. Of Shares Underlying Outstanding convertible securities <input type="checkbox"/>	No. of Shares Underlying Outstanding Warrants <input type="checkbox"/>	No. Of Outstanding ESOP Granted <input type="checkbox"/>	No. of Shares Underlying Outstanding convertible securities (including Warrants, ESOP etc.)	Total No of shares on fully diluted basis (including warrants, ESOP, Convertible Securities etc.)	Shareholding , as a % assuming full conversion of convertible securities (as a percentage of diluted share capital)	Number of Locked in shares		Number of Shares pledged		Non-Disposal Undertaking		Other encumbrances, if any		Total Number of Shares encumbered		Number of equity shares held in dematerialised form
								No of Voting Rights			Total as a % of (A+B+C)							No. (a)	As a % of total Shares held(b)	No. (a)	As a % of total Shares held(b)	No. (a)	As a % of total Shares held(b)	No. (a)	As a % of total Shares held(b)	No. (a)	As a % of total Shares held(b)	
								Class eg: X	Class eg: y	Total																		
	(I)	(III)	(IV)	(V)	(VI)	(VII) = (IV)+(V) + (VI)	(VIII) As a % of (A+B+C2)	(IX)				(XA)	(XB)	(XC)	(X)	(XI)=(VII+X)	(XII)= (VII)+(X) As a % of (A+B+C2)	(XIII)		(XIV)		(XV)		(XVI)		(XVII)=(XIV+XV+XVI)		(XVIII)
1	Custodian/DR Holder	0	0	0	0	0	0	0	0	0	0	0	0	0	0	0	0	0	0	0	0	0	0	0	0	0	0	0
2	Employee Benefit Trust / Employee Welfare Trust under SEBI (Share based Employee Benefits and Sweat Equity) Regulations, 2021	0	0	0	0	0	0	0	0	0	0	0	0	0	0	0	0	0	0	0	0	0	0	0	0	0	0	0
	Total Non-Promoter- Non Public Shareholding (C)= (C)(1)+(C)(2)	0	0	0	0	0	0	0	0	0	0	0	0	0	0	0	0	0	0	0	0	0	0	0	0	0	0	0



ROSSARI BIOTECH LIMITED

Table V - Statement showing details of Significant Beneficial Owners (SBOs)

Table 7: Statement showing Details of Significant Beneficial Owners (SBOs)								
Sr. No.	Details of the SBO (I)		Details of the registered owner (II)		Details of holding/ exercise of right of the SBO in the reporting company, whether direct or indirect*: (III)			Date of creation / acquisition of significant beneficial interest (IV)
	Name	Nationality	Name	Nationality	Whether by virtue of:			
					Shares/ Voting Rights/ Rights on distributable dividend or any other distribution Exercise of control/ Exercise of significant influence	Shares	%	
1	Edward Menezes	Indian	Rossari Biotech (India) Private Limited	Indian	Shares	3,016,200	5.45	01-05-2019
2	Edward Menezes	Indian	Menezes Family Trust	Indian	Shares	110,000	0.20	19-12-2019
3	Sunil Srinivasan Chari	Indian	Rossari Biotech (India) Private Limited	Indian	Shares	3,016,200	5.45	01-05-2019
4	Sunil Srinivasan Chari	Indian	Chari Family Trust	Indian	Shares	110,000	0.20	19-12-2019
5	Anita Menezes	Indian	Menezes Family Trust	Indian	Shares	110,000	0.20	19-12-2019
6	Jyotishna Sunil Chari	Indian	Chari Family Trust	Indian	Shares	110,000	0.20	19-12-2019
7	Mikhail Menezes	Indian	Rossari Biotech (India) Private Limited	Indian	Shares	3,016,200	5.45	01-05-2019
8	Mikhail Menezes	Indian	Menezes Family Trust	Indian	Shares	110,000	0.20	19-12-2019
9	Yash Sunil Chari	Indian	Rossari Biotech (India) Private Limited	Indian	Shares	3,016,200	5.46	01-05-2019
10	Yash Sunil Chari	Indian	Chari Family Trust	Indian	Shares	110,000	0.20	19-12-2019



ROSSARI BIOTECH LIMITED**Table VI - Statement showing foreign ownership limits**

Particular	Approved limits (%)	Limits utilized (%)
As on shareholding date	100	3.82
As on the end of previous 1st quarter	100	4.35
As on the end of previous 2nd quarter	100	4.06
As on the end of previous 3rd quarter	100	4.09
As on the end of previous 4th quarter	100	4.13

