

April 06, 2024

DCS-CRD BSE Limited First Floor, New Trade Wing Rotunda Building, Phiroze Jeejeebhoy Towers Dalal Street, Fort, Mumbai 400001 Fax No.2272 3121/2037/2039  Stock Code: 543213	Listing Compliance National Stock Exchange of India Ltd. Exchange Plaza, 5 <sup>th</sup> Floor, Plot No. C/1, 'G' Block, Bandra- Kurla Complex Bandra East, Mumbai 400 051 Fax No.2659 8237/8238  Stock Code: ROSSARI
---	--

Dear Sir/Madam,

**Sub: Shareholding Pattern for the quarter ended March 31, 2024**

Pursuant to Regulation 31(1)(b) of the Securities and Exchange Board of India (Listing Obligations and Disclosure Requirements), Regulations, 2015, please find enclosed herewith Shareholding Pattern for the quarter ended March 31, 2024.

The same may please be taken on record and suitably disseminated to all concerned.

Thanking You,

Yours Sincerely

**For Rossari Biotech Limited**

**Parul  
Gupta**

Digitally signed  
by Parul Gupta  
Date: 2024.04.06  
12:50:13 +05'30'



Parul Gupta

**Company Secretary & Compliance Officer**

Membership No.: A38895

Encl.: as above

**ROSSARI BIOTECH LIMITED**


(An ISO 9001:2015 & 14001:2015 Certified Company), CIN: L24100MH2009PLC194818

**Regd. Office** : 201 A - B, 2<sup>nd</sup> Floor, Akruiti Corporate Park, L.B.S Marg, Next to GE Gardens, Kanjurmarg (W) Mumbai - 400078, India. **T** : +91-22-6123 3800 **F** : +91-22-2579 6982

**Factory** : Plot No. 10 & 11, Survey No. 90/1/10/ & 90/1/11/1, Khumbharwadi, Village Naroli, Silvassa - 396235, Dadra & Nagar Haveli (U.T.), India. **T** : 0260-669 3000

: Plot No. D3/24/3, Opposite ATC Tyre Phase III, G.I.D.C Dahej, Village Galanda, Taluka Vagra, Bharuch-Gujarat - 392130, India. **T** : +91 2641-3505 03

 [info@rossari.com](mailto:info@rossari.com)

 [www.rossari.com](http://www.rossari.com)



HOME, PERSONAL CARE AND PERFORMANCE CHEMICALS



TEXTILE SPECIALITY CHEMICALS



ANIMAL HEALTH AND NUTRITION

**ROSSARI BIOTECH LIMITED****Shareholding Pattern under Regulation 31 of SEBI (Listing Obligations and Disclosure Requirements) Regulations, 2015**

1.	Name of Listed Entity	Rossari Biotech Limited	
2.	Scrip Code/Name of Scrip/Class of Security	543213/ROSSARI	
3.	Share Holding Pattern Filed under: Reg. 31(1)(a)/Reg. 31(1)(b)/Reg.31(1)(c)	Reg. 31(1)(b)	
	a.	If under 31(1)(b) then indicate the report for Quarter ending : March 31, 2024	
	b.	If under 31(1)(c) then indicate date of allotment/extinguishment	
4.	Declaration: The Listed entity is required to submit the following declaration to the extent of submission of information:-		
<b>Sr. No.</b>	<b>Particulars</b>	<b>Yes*</b>	<b>No*</b>
1	Whether the Listed Entity has issued any partly paid up shares?		No
2	Whether the Listed Entity has issued any Convertible Securities or Warrants?		No
3	Whether the Listed Entity has any shares against which depository receipts are issued?		No
4	Whether the Listed Entity has any shares in locked-in?		No
5	Whether any shares held by promoters are pledge or otherwise encumbered?		No



## Rossari Biotech Limited

### Table I - Summary Statement holding of specified securities

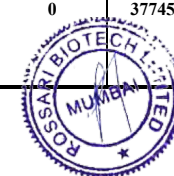
Category	Category of shareholder	Nos. of shareholders	No. of fully paid up equity shares held	No. of Partly paid-up equity shares held	No. of shares underlying Deposit Receipts	Total nos. shares held	Shareholding as a % of total no. of shares (calculated as per SCRR, 1957)	Number of Voting Rights held in each class of securities				No. of Shares Underlying Outstanding convertible securities (including Warrants)	Shareholding, as a % assuming full conversion of convertible securities (as a percentage of diluted share capital)	Number of Locked in shares		Number of Shares pledged or otherwise encumbered		Number of equity shares held in dematerialised form
								No of Voting Rights			Total as a % of (A+B+C)			No. (a)	As a % of total Shares held(b)	No. (a)	As a % of total Shares held(b)	
								Class eg: X	Class eg: y	Total								
(I)	(II)	(III)	(IV)	(V)	(VI)	(VII) = (IV)+(V)+(VI)	(VIII) As a % of (A+B+C2)	(IX)				(X)	(XI) = (VII)+(X) As a % of (A+B+C2)	(XII)		(XIII)		(XIV)
(A)	Promoter & Promoter Group	9	37745500	0	0	37745500	68.32	37745500	0	37745500	68.32	0	68.32	0	0	0	0	37745500
(B)	Public	98850	17500466	0	0	17500466	31.68	17500466	0	17500466	31.68	0	31.68	0	0	NA	NA	17500466
(C)	Non Promoter - Non Public				0				0			0		0	NA	NA		
(C1)	Shares Underlying DRs	0	0	0	0	0	0.00	0	0	0	0.00	0	0.00	0	0	NA	NA	0
(C2)	Shares Held By Employee Trust	0	0	0	0	0	0.00	0	0	0	0.00	0	0.00	0	0	NA	NA	0
	<b>Total</b>	<b>98859</b>	<b>55245966</b>	<b>0</b>	<b>0</b>	<b>55245966</b>	<b>100.00</b>	<b>55245966</b>	<b>0</b>	<b>55245966</b>	<b>100.00</b>	<b>0</b>	<b>100.00</b>	<b>0</b>	<b>0</b>	<b>0</b>	<b>0</b>	<b>55245966</b>



**Rossari Biotech Limited**

**Table II - Statement showing shareholding pattern of the Promoter and Promoter Group**


	Category & Name of the shareholders	Entity Type	Nos. of shareholders	No. of fully paid up equity shares held	Partly paid-up equity shares held	No. of shares underlying Depository Receipts	Total nos. shares held	Shareholding % calculated as per SCRR, 1957 As a % of (A+B+C2)	Number of Voting Rights held in each class of securities			No. of Shares Underlying Outstanding convertible securities (including Warrants)	Shareholding , as a % assuming full conversion of convertible securities ( as a percentage of diluted share capital)	Number of Locked in shares		Number of Shares pledged or otherwise encumbered		Number of equity shares held in dematerialised form	
									No of Voting Rights					Total as a % of Total Voting Rights	No. (a)	As a % of total Shares held(b)	No. (a)		As a % of total Shares held(b)
									Class eg: X	Class eg: y	Total								
	(I)		(III)	(IV)	(V)	(VI)	(VII) = (IV)+(V)+ (VI)	(VIII) As a % of (A+B+C2)	(IX)			(X)	(XI)= (VII)+(X) As a % of (A+B+C2)	(XII)		(XIII)		(XIV)	
<b>1</b>	<b>Indian</b>																		
(a)	<b>Individuals / Hindu Undivided Family</b>		<b>6</b>	<b>34509300</b>	<b>0</b>	<b>0</b>	<b>34509300</b>	<b>62.46</b>	<b>34509300</b>	<b>0</b>	<b>34509300</b>	<b>62.46</b>	<b>0</b>	<b>62.46</b>	<b>0</b>	<b>0</b>	<b>0</b>	<b>0</b>	<b>34509300</b>
	Edward Menezes	Promoter	1	16118820	0	0	16118820	29.18	16118820	0	16118820	29.18	0	29.18	0	0	0	0	16118820
	Sunil Srinivasan Chari	Promoter	1	16089320	0	0	16089320	29.12	16089320	0	16089320	29.12	0	29.12	0	0	0	0	16089320
	Anita Menezes	Promoter Group	1	1002630	0	0	1002630	1.81	1002630	0	1002630	1.81	0	1.81	0	0	0	0	1002630
	Jyotishna Sunil Chari	Promoter Group	1	1000330	0	0	1000330	1.81	1000330	0	1000330	1.81	0	1.81	0	0	0	0	1000330
	Yash Sunil Chari	Promoter Group	1	165000	0	0	165000	0.30	165000	0	165000	0.30	0	0.30	0	0	0	0	165000
	Mikhail Menezes	Promoter Group	1	133200	0	0	133200	0.24	133200	0	133200	0.24	0	0.24	0	0	0	0	133200
(b)	<b>Central Government / State Government(s)</b>		<b>0</b>	<b>0</b>	<b>0</b>	<b>0</b>	<b>0</b>	<b>0.00</b>	<b>0</b>	<b>0</b>	<b>0</b>	<b>0.00</b>	<b>0</b>	<b>0.00</b>	<b>0</b>	<b>0</b>	<b>0</b>	<b>0</b>	<b>0</b>
(c)	<b>Financial Institutions / Banks</b>		<b>0</b>	<b>0</b>	<b>0</b>	<b>0</b>	<b>0</b>	<b>0.00</b>	<b>0</b>	<b>0</b>	<b>0</b>	<b>0.00</b>	<b>0</b>	<b>0.00</b>	<b>0</b>	<b>0</b>	<b>0</b>	<b>0</b>	<b>0</b>
(d)	<b>Any Other (Specify)</b>		<b>3</b>	<b>3236200</b>	<b>0</b>	<b>0</b>	<b>3236200</b>	<b>5.86</b>	<b>3236200</b>	<b>0</b>	<b>3236200</b>	<b>5.86</b>	<b>0</b>	<b>5.86</b>	<b>0</b>	<b>0</b>	<b>0</b>	<b>0</b>	<b>3236200</b>
	<b>Promoter Trust</b>		<b>2</b>	<b>220000</b>	<b>0</b>	<b>0</b>	<b>220000</b>	<b>0.40</b>	<b>220000</b>	<b>0</b>	<b>220000</b>	<b>0.40</b>	<b>0</b>	<b>0.40</b>	<b>0</b>	<b>0</b>	<b>0</b>	<b>0</b>	<b>220000</b>
	Menezes Family Trust in name of Edward Walter Menezes	Promoter Group	1	110000	0	0	110000	0.20	110000	0	110000	0.20	0	0.20	0	0	0	0	110000
	Chari Family Trust in name of bSunil Srinivasan Chari	Promoter Group	1	110000	0	0	110000	0.20	110000	0	110000	0.20	0	0.20	0	0	0	0	110000
	<b>Bodies Corporate</b>		<b>1</b>	<b>3016200</b>	<b>0</b>	<b>0</b>	<b>3016200</b>	<b>5.46</b>	<b>3016200</b>	<b>0</b>	<b>3016200</b>	<b>5.46</b>	<b>0</b>	<b>5.46</b>	<b>0</b>	<b>0</b>	<b>0</b>	<b>0</b>	<b>3016200</b>
	Rossari Biotech India Private Limited	Promoter Group	1	3016200	0	0	3016200	5.46	3016200	0	3016200	5.46	0	5.46	0	0	0	0	3016200
	<b>Sub Total (A)(1)</b>		<b>9</b>	<b>37745500</b>	<b>0</b>	<b>0</b>	<b>37745500</b>	<b>68.32</b>	<b>37745500</b>	<b>0</b>	<b>37745500</b>	<b>68.32</b>	<b>0</b>	<b>68.32</b>	<b>0</b>	<b>0</b>	<b>0</b>	<b>0</b>	<b>37745500</b>
<b>2</b>	<b>Foreign</b>																		
(a)	<b>Individuals (Non-Resident Individuals / Foreign Individuals)</b>		<b>0</b>	<b>0</b>	<b>0</b>	<b>0</b>	<b>0</b>	<b>0.00</b>	<b>0</b>	<b>0</b>	<b>0</b>	<b>0.00</b>	<b>0</b>	<b>0.00</b>	<b>0</b>	<b>0</b>	<b>0</b>	<b>0</b>	<b>0</b>
(b)	<b>Government</b>		<b>0</b>	<b>0</b>	<b>0</b>	<b>0</b>	<b>0</b>	<b>0.00</b>	<b>0</b>	<b>0</b>	<b>0</b>	<b>0.00</b>	<b>0</b>	<b>0.00</b>	<b>0</b>	<b>0</b>	<b>0</b>	<b>0</b>	<b>0</b>
(c)	<b>Institutions</b>		<b>0</b>	<b>0</b>	<b>0</b>	<b>0</b>	<b>0</b>	<b>0.00</b>	<b>0</b>	<b>0</b>	<b>0</b>	<b>0.00</b>	<b>0</b>	<b>0.00</b>	<b>0</b>	<b>0</b>	<b>0</b>	<b>0</b>	<b>0</b>
(d)	<b>Foreign Portfolio Investor</b>		<b>0</b>	<b>0</b>	<b>0</b>	<b>0</b>	<b>0</b>	<b>0.00</b>	<b>0</b>	<b>0</b>	<b>0</b>	<b>0.00</b>	<b>0</b>	<b>0.00</b>	<b>0</b>	<b>0</b>	<b>0</b>	<b>0</b>	<b>0</b>
(e)	<b>Any Other (Specify)</b>		<b>0</b>	<b>0</b>	<b>0</b>	<b>0</b>	<b>0</b>	<b>0.00</b>	<b>0</b>	<b>0</b>	<b>0</b>	<b>0.00</b>	<b>0</b>	<b>0.00</b>	<b>0</b>	<b>0</b>	<b>0</b>	<b>0</b>	<b>0</b>
	<b>Sub Total (A)(2)</b>		<b>0</b>	<b>0</b>	<b>0</b>	<b>0</b>	<b>0</b>	<b>0.00</b>	<b>0</b>	<b>0</b>	<b>0</b>	<b>0.00</b>	<b>0</b>	<b>0.00</b>	<b>0</b>	<b>0</b>	<b>0</b>	<b>0</b>	<b>0</b>
	<b>Total Shareholding Of Promoter And Promoter Group (A)= (A)(1)+(A)(2)</b>		<b>9</b>	<b>37745500</b>	<b>0</b>	<b>0</b>	<b>37745500</b>	<b>68.32</b>	<b>37745500</b>	<b>0</b>	<b>37745500</b>	<b>68.32</b>	<b>0</b>	<b>68.32</b>	<b>0</b>	<b>0</b>	<b>0</b>	<b>0</b>	<b>37745500</b>



**Rossari Biotech Limited**

**Table III - Statement showing shareholding pattern of the Public shareholder**


Category & Name of the shareholders	Nos. of shareholders	No. of fully paid up equity shares held	Partly paid-up equity shares held	No. of shares underlying Depository Receipts	Total nos. shares held	Shareholding % calculated as per SCRR, 1957 As a % of (A+B+C2)	Number of Voting Rights held in each class of securities			No. of Shares Underlying Outstanding convertible securities (including Warrants)	Shareholding , as a % assuming full conversion of convertible securities ( as a percentage of diluted share capital)	Number of Locked in shares		Number of Shares pledged or otherwise encumbered		Number of equity shares held in dematerialised form	Sub-categorization of shares				
							No of Voting Rights					Total as a % of Total Voting Rights	No. (a)	As a % of total Shares held(b)	No. (a)		As a % of total Shares held(b)	Shareholding(No. of shares) under			
							Class eg: X	Class eg: y	Total									Sub-category(i)	Sub-category (ii)	Sub-category (iii)	
(I)	(III)	(IV)	(V)	(VI)	(VII) = (IV)+(V)+ (VI)	(VIII) As a % of (A+B+C2)	(IX)			(X)	(XI)= (VII)+(X) As a % of (A+B+C2)	(XII)		(XIII)		(XIV)	(XV)				
<b>1 Institutions (Domestic)</b>																					
(a) <b>Mutual Fund</b>	7	7333642	0	0	7333642	13.27	7333642	0	7333642	13.27	0	0	NA	NA	7333642	0	0	0			
Sbi Small Cap Fund	1	3158952	0	0	3158952	5.72	3158952	0	3158952	5.72	0	0	NA	NA	3158952	0	0	0			
Uti Flexi Cap Fund	1	2522344	0	0	2522344	4.57	2522344	0	2522344	4.57	0	0	NA	NA	2522344	0	0	0			
Canara Robeco Mutual Fund A/C Canara Robeco Small Cap Fund	1	1067293	0	0	1067293	1.93	1067293	0	1067293	1.93	0	0	NA	NA	1067293						
Motilal Oswal Small Cap Fund	1	584627	0	0	584627	1.06	584627	0	584627	1.06	0	0	NA	NA	584627	0	0	0			
(b) <b>Venture Capital Funds</b>	0	0	0	0	0	0.00	0	0	0	0.00	0	0	NA	NA	0						
(c) <b>Alternate Investment Funds</b>	1	46098	0	0	46098	0.08	46098	0	46098	0.08	0	0	NA	NA	46098	0	0	0			
(d) <b>Banks</b>	0	0	0	0	0	0.00	0	0	0	0.00	0	0	NA	NA	0						
(e) <b>Insurance Companies</b>	2	2426170	0	0	2426170	4.39	2426170	0	2426170	4.39	0	0	NA	NA	2426170	0	0	0			
Life Insurance Corporation Of India	1	1698392	0	0	1698392	3.07	1698392	0	1698392	3.07	0	0	NA	NA	1698392						
Icici Lombard General Insurance Company Ltd	1	727778	0	0	727778	1.32	727778	0	727778	1.32	0	0	NA	NA	727778						
(f) <b>Provident Funds/ Pension Funds</b>	0	0	0	0	0	0.00	0	0	0	0.00	0	0	NA	NA	0						
(G) <b>Asset Reconstruction Companies</b>	0	0	0	0	0	0.00	0	0	0	0.00	0	0	NA	NA	0						
(h) <b>Sovereign Wealth Funds</b>	0	0	0	0	0	0.00	0	0	0	0.00	0	0	NA	NA	0						
(i) <b>NBFCs registered with RBI</b>	1	1	0	0	1	0.00	1	0	1	0.00	0	0	NA	NA	1	0	0	0			
(j) <b>Other Financial Institutions</b>	0	0	0	0	0	0.00	0	0	0	0.00	0	0	NA	NA	0						
(k) <b>Any Other (Specify)</b>	0	0	0	0	0	0.00	0	0	0	0.00	0	0	NA	NA	0						
<b>Sub Total (B)(1)</b>	11	9805911	0	0	9805911	17.75	9805911	0	9805911	17.75	0	0	NA	NA	9805911	0	0	0			
<b>2 Institutions (Foreign)</b>																					
(a) <b>Foreign Direct Investment</b>	0	0	0	0	0	0.00	0	0	0	0.00	0	0	NA	NA	0						
(b) <b>Foreign Venture Capital Investors</b>	0	0	0	0	0	0.00	0	0	0	0.00	0	0	NA	NA	0						
(c) <b>Sovereign Wealth Funds</b>	0	0	0	0	0	0.00	0	0	0	0.00	0	0	NA	NA	0						
(d) <b>Foreign Portfolio Investors Category I</b>	54	2172309	0	0	2172309	3.93	2172309	0	2172309	3.93	0	0	NA	NA	2172309	0	0	0			
Uti India Dynamic Equity Fund	1	642333	0	0	642333	1.16	642333	0	642333	1.16	0	0	NA	NA	642333						
(e) <b>Foreign Portfolio Investors Category II</b>	4	52395	0	0	52395	0.09	52395	0	52395	0.09	0	0	NA	NA	52395	0	0	0			
(f) <b>Overseas Depositories(holding DRs) (balancing figure)</b>	0	0	0	0	0	0.00	0	0	0	0.00	0	0	NA	NA	0						
(g) <b>Any Other (Specify)</b>	0	0	0	0	0	0.00	0	0	0	0.00	0	0	NA	NA	0						
<b>Sub Total (B)(2)</b>	58	2224704	0	0	2224704	4.03	2224704	0	2224704	4.03	0	0	NA	NA	2224704	0	0	0			
<b>3 Central Government/ State Government(s)</b>																					
(a) <b>Central Government / President of India</b>	0	0	0	0	0	0.00	0	0	0	0.00	0	0	NA	NA	0						
(b) <b>State Government / Governor</b>	0	0	0	0	0	0.00	0	0	0	0.00	0	0	NA	NA	0						
(C) <b>Shareholding by Companies or Bodies Corporate where Central / State Government is a promoter</b>	0	0	0	0	0	0.00	0	0	0	0.00	0	0	NA	NA	0						
<b>Sub Total (B)(3)</b>	0	0	0	0	0	0.00	0	0	0	0.00	0	0	NA	NA	0						



**Rossari Biotech Limited**

**Table III - Statement showing shareholding pattern of the Public shareholder**

	Category & Name of the shareholders	Nos. of shareholders	No. of fully paid up equity shares held	Partly paid-up equity shares held	No. of shares underlying Depository Receipts	Total nos. shares held	Shareholding % calculated as per SCRR, 1957 As a % of (A+B+C2)	Number of Voting Rights held in each class of securities			No. of Shares Underlying Outstanding convertible securities (including Warrants)	Shareholding , as a % assuming full conversion of convertible securities ( as a percentage of diluted share capital)	Number of Locked in shares		Number of Shares pledged or otherwise encumbered		Number of equity shares held in dematerialised form	Sub-categorization of shares			
								No of Voting Rights					Total as a % of Total Voting Rights	No. (a)	As a % of total Shares held(b)	No. (a)		As a % of total Shares held(b)	Shareholding(No. of shares) under		
								Class eg: X	Class eg: y	Total									Sub-category(i)	Sub-category (ii)	Sub-category (iii)
	(I)	(III)	(IV)	(V)	(VI)	(VII) = (IV)+(V)+ (VI)	(VIII) As a % of (A+B+C2)	(IX)			(X)	(XI)= (VII)+(X) As a % of (A+B+C2)	(XII)		(XIII)		(XIV)	(XV)			
4	<b>Non-Institutions</b>		0	0	0	0	0.00	0	0	0	0.00	0	0.00	0	0	NA	NA	0			
(a)	Associate companies / Subsidiaries	0	0	0	0	0	0.00	0	0	0	0.00	0	0.00	0	0	NA	NA	0			
(b)	Directors and their relatives (excluding Independent Directors and nominee Directors)	0	0	0	0	0	0.00	0	0	0	0.00	0	0.00	0	0	NA	NA	0			
(C)	<b>Key Managerial Personnel</b>	1	1000	0	0	1000	0.00	1000	0	1000	0.00	0	0.00	0	0	NA	NA	1000	0	0	0
(D)	Relatives of promoters (other than 'immediate relatives' of promoters disclosed under 'Promoter and Promoter Group' category)	0	0	0	0	0	0.00	0	0	0	0.00	0	0.00	0	0	NA	NA	0			
(E)	Trusts where any person belonging to 'Promoter and Promoter Group' category is 'trustee', 'beneficiary', or 'author of the trust'	0	0	0	0	0	0.00	0	0	0	0.00	0	0.00	0	0	NA	NA	0			
(f)	Investor Education and Protection Fund (IEPF)	0	0	0	0	0	0.00	0	0	0	0.00	0	0.00	0	0	NA	NA	0			
(g)	i. Resident Individual holding nominal share capital up to Rs. 2 lakhs.	95966	4595487	0	0	4595487	8.32	4595487	0	4595487	8.32	0	8.32	0	0	NA	NA	4595487	0	0	0
(h)	ii. Resident individual holding nominal share capital in excess of Rs. 2 lakhs.	1	451807	0	0	451807	0.82	451807	0	451807	0.82	0	0.82	0	0	NA	NA	451807	0	0	0
(i)	<b>Non Resident Indians (NRIs)</b>	1388	214531	0	0	214531	0.39	214531	0	214531	0.39	0	0.39	0	0	NA	NA	214531	0	0	0
(j)	<b>Foreign Nationals</b>	0	0	0	0	0	0.00	0	0	0	0.00	0	0.00	0	0	NA	NA	0			
(k)	<b>Foreign Companies</b>	0	0	0	0	0	0.00	0	0	0	0.00	0	0.00	0	0	NA	NA	0			
(l)	<b>Bodies Corporate</b>	198	106892	0	0	106892	0.19	106892	0	106892	0.19	0	0.19	0	0	NA	NA	106892	0	0	0
(m)	<b>Any Other (Specifv)</b>	1227	100134	0	0	100134	0.18	100134	0	100134	0.18	0	0.18	0	0	NA	NA	100134	0	0	0
	Trusts	2	135	0	0	135	0.00	135	0	135	0.00	0	0.00	0	0	NA	NA	135	0	0	0
	Body Corp-Ltd Liability Partnership	15	4567	0	0	4567	0.01	4567	0	4567	0.01	0	0.01	0	0	NA	NA	4567	0	0	0
	Hindu Undivided Family	1208	95423	0	0	95423	0.17	95423	0	95423	0.17	0	0.17	0	0	NA	NA	95423	0	0	0
	Clearing Member	2	9	0	0	9	0.00	9	0	9	0.00	0	0.00	0	0	NA	NA	9	0	0	0
	<b>Sub Total (B)(4)</b>	<b>98781</b>	<b>5469851</b>	<b>0</b>	<b>0</b>	<b>5469851</b>	<b>9.90</b>	<b>5469851</b>	<b>0</b>	<b>5469851</b>	<b>9.90</b>	<b>0</b>	<b>9.90</b>	<b>0</b>	<b>0</b>	<b>NA</b>	<b>NA</b>	<b>5469851</b>	<b>0</b>	<b>0</b>	<b>0</b>
	<b>Total Public Shareholding (B)= (B)(1)+(B)(2)+(B)(3)+b(4)</b>	<b>98850</b>	<b>17500466</b>	<b>0</b>	<b>0</b>	<b>17500466</b>	<b>31.68</b>	<b>17500466</b>	<b>0</b>	<b>17500466</b>	<b>31.68</b>	<b>0</b>	<b>31.68</b>	<b>0</b>	<b>0</b>	<b>NA</b>	<b>NA</b>	<b>17500466</b>	<b>0</b>	<b>0</b>	<b>0</b>



## Rossari Biotech Limited

**Table IV - Statement showing shareholding pattern of the Non Promoter- Non Public shareholder**

Category & Name of the shareholders	Nos. of shareholders	No. of fully paid up equity shares held	Partly paid-up equity shares held	No. of shares underlying Depository Receipts	Total nos. shares held	Shareholding % calculated as per SCRR, 1957 As a % of (A+B+C2)	Number of Voting Rights held in each class of securities				No. of Shares Underlying Outstanding convertible securities (including Warrants)	Shareholding , as a % assuming full conversion of convertible securities ( as a percentage of diluted share capital)	Number of Locked in shares		Number of Shares pledged or otherwise encumbered		Number of equity shares held in dematerialised form	
							No of Voting Rights			Total as a % of (A+B+C)			No. (a)	As a % of total Shares held(b)	No. (a)	As a % of total Shares held(b)		
							Class eg: X	Class eg: y	Total									
(I)	(III)	(IV)	(V)	(VI)	(VII) = (IV)+(V)+	(VIII) As a % of (A+B+C2)	(IX)				(X)	(XI) = (VII)+(X) As a % of (A+B+C2)	(XII)		(XIII)		(XIV)	
1 Custodian/DR Holder	0	0	0	0	0	0	0	0	0	0	0	0	0	0	0	NA	NA	0
2 Employee Benefit Trust / Employee Welfare Trust under SEBI (Share based Employee Benefits and Sweat Equity) Regulations, 2021	0	0	0	0	0	0	0	0	0	0	0	0	0	0	0	NA	NA	0
<b>Total Non-Promoter-Non Public Shareholding (C)= (C)(1)+(C)(2)</b>	<b>0</b>	<b>0</b>	<b>0</b>	<b>0</b>	<b>0</b>	<b>0</b>	<b>0</b>	<b>0</b>	<b>0</b>	<b>0</b>	<b>0</b>	<b>0</b>	<b>0</b>	<b>0</b>	<b>0</b>	<b>NA</b>	<b>NA</b>	<b>0</b>



## ROSSARI BIOTECH LIMITED

**Table VI - Statement showing foreign ownership limits**

<b>Particular</b>	<b>Approved limits (%)</b>	<b>Limits utilized (%)</b>
As on shareholding date	100	4.30
As on the end of previous 1st quarter	100	4.35
As on the end of previous 2nd quarter	100	5.90
As on the end of previous 3rd quarter	100	6.28
As on the end of previous 4th quarter	100	8.02





**ROSSARI BIOTECH LIMITED**

**Table V - Statement showing details of Significant Beneficial Owners (SBOs)**

Sr. No.	Details of the SBO (I)		Details of the registered owner (II)		Details of holding/ exercise of right of the SBO in the reporting company, whether direct or indirect*: (III)			Date of creation / acquisition of significant beneficial interest (IV)
	Name	Nationality	Name	Nationality	Whether by virtue of:			
					Shares/ Voting Rights/ Rights on distributable dividend or any other distribution Exercise of control/ Exercise of significant influence	Shares	%	
1	Edward Menezes	Indian	Rossari Biotech (India) Private Limited	Indian	Shares	30,16,200	5.46	01-05-2019
2	Edward Menezes	Indian	Menezes Family Trust	Indian	Shares	1,10,000	0.20	19-12-2019
3	Sunil Srinivasan Chari	Indian	Rossari Biotech (India) Private Limited	Indian	Shares	30,16,200	5.46	01-05-2019
4	Sunil Srinivasan Chari	Indian	Chari Family Trust	Indian	Shares	1,10,000	0.20	19-12-2019
5	Anita Menezes	Indian	Menezes Family Trust	Indian	Shares	1,10,000	0.20	19-12-2019
6	Jyotishna Sunil Chari	Indian	Chari Family Trust	Indian	Shares	1,10,000	0.20	19-12-2019
7	Mikhail Menezes	Indian	Rossari Biotech (India) Private Limited	Indian	Shares	30,16,200	5.46	01-05-2019
8	Mikhail Menezes	Indian	Menezes Family Trust	Indian	Shares	1,10,000	0.20	19-12-2019
9	Yash Sunil Chari	Indian	Rossari Biotech (India) Private Limited	Indian	Shares	30,16,200	5.46	01-05-2019
10	Yash Sunil Chari	Indian	Chari Family Trust	Indian	Shares	1,10,000	0.20	19-12-2019

