

January 10, 2023

DCS-CRD BSE Limited First Floor, New Trade Wing Rotunda Building, Phiroze Jeejeebhoy Towers Dalal Street, Fort Mumbai 400 023 Fax No.2272 3121/2037/2039 Stock Code: 543213	Listing Compliance National Stock Exchange of India Ltd. Exchange Plaza, 5 th Floor Plot No.C/1, 'G'Block, Bandra- Kurla Complex Bandra East Mumbai 400 051 Fax No.2659 8237/8238 Stock Code: ROSSARI
---	--

Dear Sir/Madam,

Sub: Shareholding Pattern for the quarter ended December 31, 2022

Pursuant to Regulation 31(1)(b) of the Securities and Exchange Board of India (Listing Obligations and Disclosure Requirements), Regulations, 2015, please find enclosed herewith Shareholding Pattern for the quarter ended December 31, 2022.

The same may please be taken on record and suitably disseminated to all concerned.

Thanking You

Yours Sincerely
For Rossari Biotech Limited




Parul Gupta
Company Secretary & Compliance Officer
Membership No.: A38895

Encl.: as above

ROSSARI BIOTECH LIMITED

(An ISO 9001:2015 & 14001:2015 Certified Company), CIN: L24100MH2009PLC194818

Regd. Office : 201 A - B, 2nd Floor, Akruti Corporate Park, L.B.S Marg, Next to GE Gardens, Kanjurmarg (W), Mumbai - 400078, India. T : +91-22-6123 3800 F : +91-22-2579 6982

Factory : Plot No. 10 & 11, Survey No. 90/1/10/ & 90/1/11/1, Khumbharwadi, Village Naroli, Silvassa - 396235, Dadra & Nagar Haveli (U.T.), India. T : 0260-669 3000

: Plot No. D3/24/3, Opposite Yokohama Tyre, Phase III, G.I.D.C Dahej, Village Galenda, Taluka Vagra, Bharuch-Gujarat - 392130, India. T : +91 2641-661621

 info@rossari.com

 www.rossari.com



HOME, PERSONAL CARE AND PERFORMANCE CHEMICALS



TEXTILE SPECIALITY CHEMICALS



ANIMAL HEALTH AND NUTRITION

ROSSARI BIOTECH LIMITED**Shareholding Pattern under Regulation 31 of SEBI (Listing Obligations and Disclosure Requirements) Regulations, 2015**


1.	Name of Listed Entity: Rossari Biotech Limited		Rossari Biotech Limited
2.	Scrip Code/Name of Scrip/Class of Security: 543213		543213/ROSSARI
3.	Share Holding Pattern Filed under: Reg. 31(1)(a)/Reg. 31(1)(b)/Reg.31(1)(c)		Rsg. 31(1)(b)
	a.	If under 31(1)(b) then indicate the report for Quarter ending	
	b.	If under 31(1)(c) then indicate date of allotment/extinguishment	
4.	Declaration: The Listed entity is required to submit the following declaration to the extent of submission of information:-		
Sr. No.	Particulars		<div>YesNo</div>
1	Whether the Listed Entity has issued any partly paid up shares?		No
2	Whether the Listed Entity has issued any Convertible Securities or Warrants?		No
3	Whether the Listed Entity has any shares against which depository receipts are issued?		No
4	Whether the Listed Entity has any shares in locked-in?		Yes
5	Whether any shares held by promoters are pledge or otherwise encumbered?		No



ROSSARI BIOTECH LIMITED

Table I - Summary Statement holding of specified securities


Category	Category of shareholder	Nos. of shareholders	No. of fully paid up equity shares held	No. of Partly paid-up equity shares held	No. of shares underlying Depository Receipts	Total nos. shares held	Shareholding as a % of total no. of shares (calculated as per SCRR, 1957)	Number of Voting Rights held in each class of securities				No. of Shares Underlying Outstanding convertible securities (including Warrants)	Shareholding , as a % assuming full conversion of convertible securities (as a percentage of diluted share capital)	Number of Locked in shares		Number of Shares pledged or otherwise encumbered		Number of equity shares held in dematerialised form
								No of Voting Rights			Total as a % of (A+B+C)			No. (a)	As a % of total Shares held(b)	No. (a)	As a % of total Shares held(b)	
								Class eg: X	Class eg: y	Total								
(I)	(II)	(III)	(IV)	(V)	(VI)	(VII) = (IV)+(V)+(VI)	(VIII) As a % of (A+B+C2)	(IX)				(X)	(XI)=(VII)+(X) As a % of (A+B+C2)	(XII)		(XIII)		(XIV)
(A)	Promoter & Promoter	9	37745500	0	0	37745500	68.44	37745500	0	37745500	68.44	0	68.44	10385878	27.5155	0	0	37745500
(B)	Public	97072	17406386	0	0	17406386	31.56	17406386	0	17406386	31.56	0	31.56	0	0	NA	NA	17406386
(C)	Non Promoter - Non Public				0				0			0			0	NA	NA	
(C1)	Shares Underlying DRs	0	0	0	0	0	0.00	0	0	0	0.00	0	0.00	0	0	NA	NA	0
(C2)	Shares Held By Employee	0	0	0	0	0	0.00	0	0	0	0.00	0	0.00	0	0	NA	NA	0
	Total	97081	55151886	0	0	55151886	100	55151886	0	55151886	100	0	100	10385878	18.8314	0	0	55151886



ROSSARI BIOTECH LIMITED

Table II - Statement showing shareholding pattern of the Promoter and Promoter Group


	Category & Name of the shareholders	Entity Type	Nos. of shareholders	No. of fully paid up equity shares held	Partly paid-up equity shares held	No. of shares underlying Depository Receipts	Total nos. shares held	Shareholding % calculated as per SCRR, 1957 As a % of (A+B+C2)	Number of Voting Rights held in each class of securities				No. of Shares Underlying Outstanding convertible securities (including Warrants)	Shareholding , as a % assuming full conversion of convertible securities (as a percentage of diluted share capital)	Number of Locked in shares		Number of Shares pledged or otherwise encumbered		Number of equity shares held in dematerialised form
									No of Voting Rights			Total as a % of Total Voting Rights			No. (a)	As a % of total Shares held(b)	No. (a)	As a % of total Shares held(b)	
									Class eg: X	Class eg: y	Total								
	(I)		(III)	(IV)	(V)	(VI)	(VII) = (IV)+(V)+(VI)	(VIII) As a % of (A+B+C2)	(IX)				(X)	(XI)= (VII)+(X) As a % of (A+B+C2)	(XII)		(XIII)		(XIV)
1	Indian																		
(a)	Individuals / Hindu Undivided Family		6	34509300	0	0	34509300	62.57	34509300	0	34509300	62.57	0	62.57	10385878	30.0959	0	0	34509300
	Edward Menezes	Promoter	1	16118820	0	0	16118820	29.23	16118820	0	16118820	29.23	0	29.23	5192939	32.2166	0	0	16118820
	Sunil Srinivasan Chari	Promoter	1	16089320	0	0	16089320	29.17	16089320	0	16089320	29.17	0	29.17	5192939	32.2757	0	0	16089320
	Anita Menezes	Promoter Group	1	1002630	0	0	1002630	1.82	1002630	0	1002630	1.82	0	1.82	0	0	0	0	1002630
	Jyotishna Sunil Chari	Promoter Group	1	1000330	0	0	1000330	1.81	1000330	0	1000330	1.81	0	1.81	0	0	0	0	1000330
	Yash Sunil Chari	Promoter Group	1	165000	0	0	165000	0.30	165000	0	165000	0.30	0	0.30	0	0	0	0	165000
	Mikhail Menezes	Promoter Group	1	133200	0	0	133200	0.24	133200	0	133200	0.24	0	0.24	0	0	0	0	133200
(b)	Central Government / State Government(s)		0	0	0	0	0	0.00	0	0	0	0.00	0	0.00	0	0	0	0	0
(c)	Financial Institutions / Banks		0	0	0	0	0	0.00	0	0	0	0.00	0	0.00	0	0	0	0	0
(d)	Any Other (Specify)		3	3236200	0	0	3236200	5.87	3236200	0	3236200	5.87	0	5.87	0	0	0	0	3236200
	Promoter Trust		2	220000	0	0	220000	0.40	220000	0	220000	0.40	0	0.40	0	0	0	0	220000
	Menezes Family Trust in name of Edward Walter Menezes	Promoter Group	1	110000	0	0	110000	0.20	110000	0	110000	0.20	0	0.20	0	0	0	0	110000
	Chari Family Trust in name if Sunil Srinivasan Chari	Promoter Group	1	110000	0	0	110000	0.20	110000	0	110000	0.20	0	0.20	0	0	0	0	110000
	Bodies Corporate		1	3016200	0	0	3016200	5.47	3016200	0	3016200	5.47	0	5.47	0	0	0	0	3016200
	Rossari Biotech India Pvt Ltd	Promoter Group	1	3016200	0	0	3016200	5.47	3016200	0	3016200	5.47	0	5.47	0	0	0	0	3016200
	Sub Total (A)(1)		9	37745500	0	0	37745500	68.44	37745500	0	37745500	68.44	0	68.44	10385878	27.5155	0	0	37745500
2	Foreign																		
(a)	Individuals (Non-Resident Individuals / Foreign Individuals)		0	0	0	0	0	0.00	0	0	0	0.00	0	0.00	0	0	0	0	0
(b)	Government		0	0	0	0	0	0.00	0	0	0	0.00	0	0.00	0	0	0	0	0
(c)	Institutions		0	0	0	0	0	0.00	0	0	0	0.00	0	0.00	0	0	0	0	0
(d)	Foreign Portfolio Investor		0	0	0	0	0	0.00	0	0	0	0.00	0	0.00	0	0	0	0	0
(e)	Any Other (Specify)		0	0	0	0	0	0.00	0	0	0	0.00	0	0.00	0	0	0	0	0
	Sub Total (A)(2)		0	0	0	0	0	0.00	0	0	0	0.00	0	0.00	0	0	0	0	0
	Total Shareholding Of Promoter And Promoter Group (A)= (A)(1)+(A)(2)		9	37745500	0	0	37745500	68.44	37745500	0	37745500	68.44	0	68.44	10385878	27.5155	0	0	37745500



ROSSARI BIOTECH LIMITED																					
Table III - Statement showing shareholding pattern of the Public shareholder																					
	Category & Name of the shareholders	Nos. of shareholders	No. of fully paid up equity shares held	Partly paid-up equity shares held	No. of shares underlying Depository Receipts	Total nos. shares held	Shareholding % calculated as per SCRR, 1957 As a % of (A+B+C2)	Number of Voting Rights held in each class of securities				No. of Shares Underlying Outstanding convertible securities (including Warrants)	Shareholding , as a % assuming full conversion of convertible securities (as a percentage of diluted share capital)	Number of Locked in shares		Number of Shares pledged or otherwise encumbered		Number of equity shares held in dematerialised form	Sub-categorization of shares		
								No of Voting Rights			Total as a % of Total Voting Rights			No. (a)	As a % of total Shares held(b)	No. (a)	As a % of total Shares held(b)		Shareholding(No. of shares) under		
								Class eg: X	Class eg: y	Total									Sub-category(i)	Sub-category(ii)	Sub-category(iii)
	(I)	(III)	(IV)	(V)	(VI)	(VII) = (IV)+(V)+(VI)	(VIII) As a % of (A+B+C2)	(IX)				(X)	(XI)=(VII)+(X) As a % of (A+B+C2)	(XII)		(XIII)		(XIV)	(XV)		
1	Institutions (Domestic)																				
(a)	Mutual Fund	9	6972658	0	0	6972658	12.64	6972658	0	6972658	12.64	0	12.64	0	0	NA	NA	6972658	0	0	0
	Sbi Small Cap Fund	1	3799818	0	0	3799818	6.89	3799818	0	3799818	6.89	0	6.89	0	0	NA	NA	3799818	0	0	0
	Uti Flexi Cap Fund	1	2259334	0	0	2259334	4.10	2259334	0	2259334	4.10	0	4.10	0	0	NA	NA	2259334	0	0	0
	Idfc Focused Equity Fund	1	793261	0	0	793261	1.44	793261	0	793261	1.44	0	1.44	0	0	NA	NA	793261	0	0	0
(b)	Venture Capital Funds	0	0	0	0	0	0.00	0	0	0	0.00	0	0.00	0	0	NA	NA	0			
(c)	Alternate Investment Funds	1	55694	0	0	55694	0.10	55694	0	55694	0.10	0	0.10	0	0	NA	NA	55694	0	0	0
(d)	Banks	0	0	0	0	0	0.00	0	0	0	0.00	0	0.00	0	0	NA	NA	0			
(e)	Insurance Companies	2	736492	0	0	736492	1.34	736492	0	736492	1.34	0	1.34	0	0	NA	NA	736492	0	0	0
	Icici Lombard General Insurance Company Ltd	1	727778	0	0	727778	1.32	727778	0	727778	1.32	0	1.32	0	0	NA	NA	727778			
(f)	Provident Funds/ Pension Funds	0	0	0	0	0	0.00	0	0	0	0.00	0	0.00	0	0	NA	NA	0			
(G)	Asset Reconstruction Companies	0	0	0	0	0	0.00	0	0	0	0.00	0	0.00	0	0	NA	NA	0			
(h)	Sovereign Wealth Funds	0	0	0	0	0	0.00	0	0	0	0.00	0	0.00	0	0	NA	NA	0			
(i)	NBFCs registered with RBI	0	0	0	0	0	0.00	0	0	0	0.00	0	0.00	0	0	NA	NA	0			
(j)	Other Financial Institutions	0	0	0	0	0	0.00	0	0	0	0.00	0	0.00	0	0	NA	NA	0			
(k)	Any Other (Specify)	0	0	0	0	0	0.00	0	0	0	0.00	0	0.00	0	0	NA	NA	0			
	Sub Total (B)(1)	12	7764844	0	0	7764844	14.08	7764844	0	7764844	14.08	0	14.08	0	0	NA	NA	7764844	0	0	0
2	Institutions (Foreign)																				
(a)	Foreign Direct Investment	0	0	0	0	0	0.00	0	0	0	0.00	0	0.00	0	0	NA	NA	0			
(b)	Foreign Venture Capital Investors	0	0	0	0	0	0.00	0	0	0	0.00	0	0.00	0	0	NA	NA	0			
(c)	Sovereign Wealth Funds	0	0	0	0	0	0.00	0	0	0	0.00	0	0.00	0	0	NA	NA	0			
(d)	Foreign Portfolio Investors Category I	34	4762164	0	0	4762164	8.63	4762164	0	4762164	8.63	0	8.63	0	0	NA	NA	4762164	0	0	0
	Stichting Depository Apg Emerging Markets Equity Pool	1	881497	0	0	881497	1.60	881497	0	881497	1.60	0	1.60	0	0	NA	NA	881497			
	Taiyo Greater India Fund Ltd	1	683763	0	0	683763	1.24	683763	0	683763	1.24	0	1.24	0	0	NA	NA	683763			
	Goldman Sachs Funds - Goldman Sachs India Equity Portfolio	1	666135	0	0	666135	1.21	666135	0	666135	1.21	0	1.21	0	0	NA	NA	666135			
	Uti India Dynamic Equity Fund	1	653894	0	0	653894	1.19	653894	0	653894	1.19	0	1.19	0	0	NA	NA	653894			
(e)	Foreign Portfolio Investors Category II	0	0	0	0	0	0.00	0	0	0	0.00	0	0.00	0	0	NA	NA	0			
(f)	Overseas Depositories(holding DRs) (balancing figure)	0	0	0	0	0	0.00	0	0	0	0.00	0	0.00	0	0	NA	NA	0			
(g)	Any Other (Specify)	0	0	0	0	0	0.00	0	0	0	0.00	0	0.00	0	0	NA	NA	0			
	Sub Total (B)(2)	34	4762164	0	0	4762164	8.63	4762164	0	4762164	8.63	0	8.63	0	0	NA	NA	4762164	0	0	0
3	Central Government/ State Government(s)																				
(a)	Central Government / President of India	0	0	0	0	0	0.00	0	0	0	0.00	0	0.00	0	0	NA	NA	0			
(b)	State Government / Governor	0	0	0	0	0	0.00	0	0	0	0.00	0	0.00	0	0	NA	NA	0			
(C)	Shareholding by Companies or Bodies Corporate where Central / State Government is a promoter	0	0	0	0	0	0.00	0	0	0	0.00	0	0.00	0	0	NA	NA	0			
	Sub Total (B)(3)	0	0	0	0	0	0.00	0	0	0	0.00	0	0.00	0	0	NA	NA	0			



ROSSARI BIOTECH LIMITED																					
Table III - Statement showing shareholding pattern of the Public shareholder																					
	Category & Name of the shareholders	Nos. of shareholders	No. of fully paid up equity shares held	Partly paid-up equity shares held	No. of shares underlying Depository Receipts	Total nos. shares held	Shareholding % calculated as per SCRR, 1957 As a % of (A+B+C2)	Number of Voting Rights held in each class of securities				No. of Shares Underlying Outstanding convertible securities (including Warrants)	Shareholding , as a % assuming full conversion of convertible securities (as a percentage of diluted share capital)	Number of Locked in shares		Number of Shares pledged or otherwise encumbered		Number of equity shares held in dematerialised form	Sub-categorization of shares		
								No of Voting Rights			Total as a % of Total Voting Rights			No. (a)	As a % of total Shares held(b)	No. (a)	As a % of total Shares held(b)		Shareholding(No. of shares) under		
								Class eg: X	Class eg: y	Total									Sub-category(i)	Sub-category(ii)	Sub-category(iii)
	(I)	(III)	(IV)	(V)	(VI)	(VII) = (IV)+(V)+(VI)	(VIII) As a % of (A+B+C2)	(IX)				(X)	(XI)= (VII)+(X) As a % of (A+B+C2)	(XII)		(XIII)		(XIV)	(XV)		
4	Non-Institutions		0	0	0	0	0.00	0	0	0	0.00	0	0.00	0	0	NA	NA	0			
(a)	Associate companies / Subsidiaries	0	0	0	0	0	0.00	0	0	0	0.00	0	0.00	0	0	NA	NA	0			
(b)	Directors and their relatives (excluding Independent Directors and nominee Directors)	0	0	0	0	0	0.00	0	0	0	0.00	0	0.00	0	0	NA	NA	0			
(C)	Key Managerial Personnel	2	3500	0	0	3500	0.01	3500	0	3500	0.01	0	0.01	0	0	NA	NA	3500	0	0	0
(D)	Relatives of promoters (other than 'immediate relatives' of promoters disclosed under 'Promoter and Promoter Group' category)	0	0	0	0	0	0.00	0	0	0	0.00	0	0.00	0	0	NA	NA	0			
(E)	Trusts where any person belonging to 'Promoter and Promoter Group' category is 'trustee','beneficiary', or 'author of the trust''	0	0	0	0	0	0.00	0	0	0	0.00	0	0.00	0	0	NA	NA	0			
(f)	Investor Education and Protection Fund (IEPF)	0	0	0	0	0	0.00	0	0	0	0.00	0	0.00	0	0	NA	NA	0			
(g)	i. Resident Individual holding nominal share capital up to Rs. 2 lakhs.	94391	3392898	0	0	3392898	6.15	3392898	0	3392898	6.15	0	6.15	0	0	NA	NA	3392898	0	0	0
(h)	ii. Resident individual holding nominal share capital in excess of Rs. 2 lakhs.	1	451807	0	0	451807	0.82	451807	0	451807	0.82	0	0.82	0	0	NA	NA	451807	0	0	0
(i)	Non Resident Indians (NRIs)	1291	135845	0	0	135845	0.25	135845	0	135845	0.25	0	0.25	0	0	NA	NA	135845	0	0	0
(j)	Foreign Nationals	0	0	0	0	0	0.00	0	0	0	0.00	0	0.00	0	0	NA	NA	0			
(k)	Foreign Companies	1	208747	0	0	208747	0.38	208747	0	208747	0.38	0	0.38	0	0	NA	NA	208747	0	0	0
(l)	Bodies Corporate	147	563586	0	0	563586	1.02	563586	0	563586	1.02	0	1.02	0	0	NA	NA	563586	0	0	0
(m)	Any Other (Specify)	1193	122995	0	0	122995	0.22	122995	0	122995	0.22	0	0.22	0	0	NA	NA	122995	0	0	0
	Trusts	2	135	0	0	135	0.00	135	0	135	0.00	0	0.00	0	0	NA	NA	135	0	0	0
	Body Corp-Ltd Liability Partnership	18	21774	0	0	21774	0.04	21774	0	21774	0.04	0	0.04	0	0	NA	NA	21774	0	0	0
	Hindu Undivided Family	1132	81010	0	0	81010	0.15	81010	0	81010	0.15	0	0.15	0	0	NA	NA	81010	0	0	0
	Clearing Member	41	20076	0	0	20076	0.04	20076	0	20076	0.04	0	0.04	0	0	NA	NA	20076	0	0	0
	Sub Total (B)(4)	97026	4879378	0	0	4879378	8.85	4879378	0	4879378	8.85	0	8.85	0	0	NA	NA	4879378	0	0	0
	Total Public Shareholding (B)= (B)(1)+(B)(2)+(B)(3)+b(4)	97072	17406386	0	0	17406386	31.56	17406386	0	17406386	31.56	0	31.56	0	0	NA	NA	17406386	0	0	0



ROSSARI BIOTECH LIMITED

Table IV - Statement showing shareholding pattern of the Non Promoter- Non Public shareholder

	Category & Name of the shareholders	Nos. of shareh olders	No. of fully paid up equity shares held	Partly paid-up equity shares held	No. of shares underl ying Deposit ory Receipt s	Total nos. shares held	Shareholding % calculated as per SCRR, 1957 As a % of (A+B+C2)	Number of Voting Rights held in each class of securities				No. of Shares Underlying Outstanding convertible securities (including Warrants)	Shareholding , as a % assuming full conversion of convertible securities (as a percentage of diluted share capital)	Number of Locked in shares		Number of Shares pledged or otherwise encumbered		Number of equity shares held in demateri alised form	
								No of Voting Rights			Total as a % of (A+B+C)			No. (a)	As a % of total Shares held(b)	No. (a)	As a % of total Shares held(b)		
								Class eg: X	Class eg: y	Total									
	(I)	(III)	(IV)	(V)	(VI)	(VII) = (IV)+(V)+ (VI)	(VIII) As a % of (A+B+C2)	(IX)				(X)	(XI)= (VII)+(X) As a % of (A+B+C2)	(XII)		(XIII)		(XIV)	
1	Custodian/DR Holder	0	0	0	0	0	0	0	0	0	0	0	0	0	0	0	NA	NA	0
2	Employee Benefit Trust / Employee Welfare Trust under SEBI (Share based Employee Benefits and Sweat Equity) Regulations, 2021	0	0	0	0	0	0	0	0	0	0	0	0	0	0	0	NA	NA	0
	Total Non-Promoter- Non Public Shareholding (C)= (C)(1)+(C)(2)	0	0	0	0	0	0	0	0	0	0	0	0	0	0	0	NA	NA	0



ROSSARI BIOTECH LIMITED

Table V - Statement showing details of Significant Beneficial Owners (SBOs)

Sr. No.	Details of the SBO (I)		Details of the registered owner (II)		Details of holding/ exercise of right of the SBO in the reporting company, whether direct or indirect*: (III)			Date of creation / acquisition of significant beneficial interest (IV)
	Name	Nationality	Name	Nationality	Whether by virtue of:			
					Shares/ Voting Rights/ Rights on distributable dividend or any other distribution Exercise of control/ Exercise of significant influence	Shares	%	
1	Edward Menezes	Indian	Rossari Biotech (India) Private Limited	Indian	Shares	30,16,200	5.47	01-05-2019
2	Edward Menezes	Indian	Menezes Family Trust	Indian	Shares	1,10,000	0.2	19-12-2019
3	Sunil Srinivasan Chari	Indian	Rossari Biotech (India) Private Limited	Indian	Shares	30,16,200	5.47	01-05-2019
4	Sunil Srinivasan Chari	Indian	Chari Family Trust	Indian	Shares	1,10,000	0.2	19-12-2019
5	Anita Menezes	Indian	Menezes Family Trust	Indian	Shares	1,10,000	0.2	19-12-2019
6	Jyotishna Sunil Chari	Indian	Chari Family Trust	Indian	Shares	1,10,000	0.2	19-12-2019
7	Mikhail Menezes	Indian	Rossari Biotech (India) Private Limited	Indian	Shares	30,16,200	5.47	01-05-2019
8	Mikhail Menezes	Indian	Menezes Family Trust	Indian	Shares	1,10,000	0.2	19-12-2019
9	Yash Sunil Chari	Indian	Rossari Biotech (India) Private Limited	Indian	Shares	30,16,200	5.47	01-05-2019
10	Yash Sunil Chari	Indian	Chari Family Trust	Indian	Shares	1,10,000	0.2	19-12-2019



ROSSARI BIOTECH LIMITED

Table VI - Statement showing foreign ownership limits

Particular	Approved limits (%)	Limits utilized (%)
As on shareholding date	100	9.18
As on the end of previous 1st quarter	100	9.51
As on the end of previous 2nd quarter	100	9.54
As on the end of previous 3rd quarter	100	10.34
As on the end of previous 4th quarter	100	10.63

