

July 13, 2022

DCS-CRD BSE Limited First Floor, New Trade Wing Rotunda Building, Phiroze Jeejeebhoy Towers Dalal Street, Fort Mumbai 400 023 Fax No.2272 3121/2037/2039  Stock Code: 543213	Listing Compliance National Stock Exchange of India Ltd. Exchange Plaza, 5 <sup>th</sup> Floor Plot No.C/1, 'G'Block, Bandra- Kurla Complex Bandra East Mumbai 400 051 Fax No.2659 8237/8238  Stock Code: ROSSARI
---	--

Dear Sir/Madam,

**Sub: Shareholding Pattern for the quarter ended June 30, 2022**

Pursuant to Regulation 31(1)(b) of the Securities and Exchange Board of India (Listing Obligations and Disclosure Requirements), Regulations, 2015, please find enclosed herewith Shareholding Pattern for the quarter ended June 30, 2022.

The same may please be taken on record and suitably disseminated to all concerned.

Thanking You

Yours Sincerely

**For Rossari Biotech Limited**




Parul Gupta

**Company Secretary & Compliance Officer**

Membership No.: A38895

Encl.: as above

**ROSSARI BIOTECH LIMITED**

(An ISO 9001:2015 & 14001:2015 Certified Company), CIN: L24100MH2009PLC194818

**Regd. Office :** 201 A - B, 2<sup>nd</sup> Floor, Akruti Corporate Park, L.B.S Marg, Next to GE Gardens, Kanjurmarg (W) Mumbai - 400078, India. T : +91-22-6123 3800 F : +91-22-2579 6982

**Factory :** Plot No. 10 & 11, Survey No. 90/1/10/ & 90/1/11/1, Khumbharwadi, Village Naroli, Silvassa - 396235, Dadra & Nagar Haveli (U.T.), India. T : 0260-669 3000


: Plot No. D3/24/3, Opposite ATC Tyre Phase III, G.I.D.C Dahej, Village Galanda, Taluka Vagra, Bharuch-Gujarat - 392130, India. T : +91 2641-3505 03

info@rossari.com

www.rossari.com

**ROSSARI BIOTECH LIMITED****Shareholding Pattern under Regulation 31 of SEBI (Listing Obligations and Disclosure Requirements) Regulations, 2015**

1.	Name of Listed Entity		Rossari Biotech Limited	
2.	Scrip Code/Name of Scrip/Class of Security		543213/ROSSARI	
3.	Share Holding Pattern Filed under		Reg. 31(1)(b)	
	a.	If under 31(1)(b) then indicate the report for Quarter ending : June 30, 2022		
	b.	If under 31(1)(c) then indicate date of allotment/extinguishment		
4.	Declaration: The Listed entity is required to submit the following declaration to the extent of submission of information:			
Sr. No.	Particulars		Yes	No
1	Whether the Listed Entity has issued any partly paid up shares?			No
2	Whether the Listed Entity has issued any Convertible Securities or Warrants?			No
3	Whether the Listed Entity has any shares against which depository receipts are issued?			No
4	Whether the Listed Entity has any shares in locked-in?		Yes	
5	Whether any shares held by promoters are pledge or otherwise encumbered?			No



**ROSSARI BIOTECH LIMITED**

**Table I - Summary Statement holding of specified securities**

Category	Category of shareholder	Nos. of shareholders	No. of fully paid up equity shares held	No. of Partly paid-up equity shares held	No. of shares underlying Depository Receipts	Total nos. shares held	Shareholding as a % of total no. of shares (calculated as per SCRR, 1957)	Number of Voting Rights held in each class of securities				No. of Shares Underlying Outstanding convertible securities (including Warrants)	Shareholding , as a % assuming full conversion of convertible securities ( as a percentage of diluted share capital)	Number of Locked in shares		Number of Shares pledged or otherwise		Number of equity shares held in dematerialised form
								No of Voting Rights			Total as a % of (A+B+C )			No. (a)	As a % of total Shares held(b)	No. (a)	As a % of total Shares held(b)	
								Class eg: X	Class eg: y	Total								
(I)	(II)	(III)	(IV)	(V)	(VI)	(VII) = (IV)+(V)+(VI)	(VIII) As a % of (A+B+C2)	(IX)				(X)	(XI)= (VII)+(X) As a % of (A+B+C2)	(XII)		(XIII)		(XIV)
(A)	Promoter & Promoter Group	9	37745500	0	0	37745500	68.56	37745500	0	37745500	68.56	0	68.56	10385878	27.52	0	0	37745500
(B)	Public	98556	17310886	0	0	17310886	31.44	17310886	0	17310886	31.44	0	31.44	0	0	NA	NA	17310886
(C)	Non Promoter - Non Public				0				0			0			0	NA	NA	
(C1)	Shares Underlying DRs	0	0	0	0	0	0.00	0	0	0	0	0	0	0	0	NA	NA	0
(C2)	Shares Held By Employee Trust	0	0	0	0	0	0.00	0	0	0	0	0	0	0	0	NA	NA	0
Total		98565	55056386	0	0	55056386	100	55056386	0	55056386	100	0	100	10385878	18.86	0	0	55056386



**ROSSARI BIOTECH LIMITED**

**Table II - Statement showing shareholding pattern of the Promoter and Promoter Group**


	Category & Name of the shareholders	Entity Type	Nos. of shareholders	No. of fully paid up equity shares held	Partly paid-up equity shares held	No. of shares underlying Depository Receipts	Total nos. shares held	Shareholding % calculated as per SCRR, 1957 As a % of (A+B+C2)	Number of Voting Rights held in each class of securities				No. of Shares Underlying Outstanding convertible securities (including Warrants)	Shareholding , as a % assuming full conversion of convertible securities ( as a percentage of diluted share capital)	Number of Locked in shares		Number of Shares pledged or otherwise encumbered		Number of equity shares held in dematerialised form
									No of Voting Rights			Total as a % of (A+B+C)			No. (a)	As a % of total Shares held(b)	No. (a)	As a % of total Shares held(b)	
									Class eg: X	Class eg: y	Total								
	(I)		(III)	(IV)	(V)	(VI)	(VII) = (IV)+(V)+(VI)	(VIII) As a % of (A+B+C2)	(IX)				(X)	(XI)= (VII)+(X) As a % of (A+B+C2)	(XII)		(XIII)		(XIV)
1	Indian																		
(a)	Individuals / Hindu Undivided Family		6	34509300	0	0	34509300	62.68	34509300	0	34509300	62.68	0	62.68	10385878	30.10	0	0	34509300
	Edward Menezes	Promoter	1	16118820	0	0	16118820	29.28	16118820	0	16118820	29.28	0	29.28	5192939	32.22	0	0	16118820
	Sunil Srinivasan Chari	Promoter	1	16089320	0	0	16089320	29.22	16089320	0	16089320	29.22	0	29.22	5192939	32.28	0	0	16089320
	Anita Menezes	Promoter Group	1	1002630	0	0	1002630	1.82	1002630	0	1002630	1.82	0	1.82	0	0	0	0	1002630
	Jyotishna Sunil Chari	Promoter Group	1	1000330	0	0	1000330	1.82	1000330	0	1000330	1.82	0	1.82	0	0	0	0	1000330
	Yash Sunil Chari	Promoter Group	1	165000	0	0	165000	0	165000	0	165000	0	0	0	0	0	0	0	165000
	Mikhail Menezes	Promoter Group	1	133200	0	0	133200	0	133200	0	133200	0	0	0	0	0	0	0	133200
(b)	Central Government / State Government(s)		0	0	0	0	0	0	0	0	0	0	0	0	0	0	0	0	0
(c)	Financial Institutions / Banks		0	0	0	0	0	0	0	0	0	0	0	0	0	0	0	0	0
(d)	Any Other (Specify)		3	3236200	0	0	3236200	5.88	3236200	0	3236200	5.88	0	5.88	0	0	0	0	3236200
	Promoter Trust		2	220000	0	0	220000	0	220000	0	220000	0	0	0	0	0	0	0	220000
	Menezes Family Trust in name of EdwardWalter Menzes	Promoter Group	1	110000	0	0	110000	0	110000	0	110000	0	0	0	0	0	0	0	110000
	Chari Family Trust inname of SunilSrinivasan Chari	Promoter Group	1	110000	0	0	110000	0	110000	0	110000	0	0	0	0	0	0	0	110000
	Bodies Corporate		1	3016200	0	0	3016200	5.48	3016200	0	3016200	5.48	0	5.48	0	0	0	0	3016200
	Rossari Biotech India Private Limited	Promoter Group	1	3016200	0	0	3016200	5.48	3016200	0	3016200	5.48	0	5.48	0	0	0	0	3016200
	Sub Total (A)(1)		9	37745500	0	0	37745500	68.56	37745500	0	37745500	68.56	0	68.56	10385878	27.52	0	0	37745500
2	Foreign																		
(a)	Individuals (Non-Resident Individuals / Foreign Individuals)		0	0	0	0	0	0	0	0	0	0	0	0	0	0	0	0	0
(b)	Government		0	0	0	0	0	0	0	0	0	0	0	0	0	0	0	0	0
(c)	Institutions		0	0	0	0	0	0	0	0	0	0	0	0	0	0	0	0	0
(d)	Foreign Portfolio Investor		0	0	0	0	0	0	0	0	0	0	0	0	0	0	0	0	0
(e)	Any Other (Specify)		0	0	0	0	0	0	0	0	0	0	0	0	0	0	0	0	0
	Sub Total (A)(2)		0	0	0	0	0	0	0	0	0	0	0	0	0	0	0	0	0
	Total Shareholding Of Promoter And Promoter Group (A)= (A)(1)+(A)(2)		9	37745500	0	0	37745500	68.56	37745500	0	37745500	68.56	0	68.56	10385878	27.52	0	0	37745500



**ROSSARI BIOTECH LIMITED**

**Table III - Statement showing shareholding pattern of the Public shareholder**


Sr. No.	Category & Name of the shareholders	Nos. of shareho lders	No. of fully paid up equity shares held	Partly paid-up equity shares held	No. of shares underlyin g Depositor y Receipts	Total nos. shares held	Shareholdi ng % calculated as per SCRR, 1957 As a % of (A+B+C2)	Number of Voting Rights held in each class of securities			No. of Shares Underlying Outstanding convertible securities (including Warrants)	Shareholding , as a % assuming full conversion of convertible securities ( as a percentage of diluted share capital)	Number of Locked in shares		Number of Shares pledged or otherwise encumbered		Number of equity shares held in dematerial ised form	
								No of Voting Rights		Total as a % of (A+B+C )			No. (a)	As a % of total Shares held(b)	No. (a)	As a % of total Shares held(b)		
								Class eg: X	Class eg: y									Total
	(I)	(III)	(IV)	(V)	(VI)	(VII) = (IV)+(V)+ (VI)	(VIII) As a % of (A+B+C2)	(IX)			(X)	(XI)= (VII)+(X) As a % of (A+B+C2)	(XII)		(XIII)		(XIV)	
1	Institutions																	
(a)	Mutual Fund	10	6241787	0	0	6241787	11.34	6241787	0	6241787	11.34	0	11.34	0	0	NA	NA	6241787
	Sbi Small Cap Fund	1	3829376	0	0	3829376	6.96	3829376	0	3829376	6.96	0	6.96	0	0	NA	NA	3829376
	Uti Flexi Cap Fund	1	1747803	0	0	1747803	3.17	1747803	0	1747803	3.17	0	3.17	0	0	NA	NA	1747803
(b)	Venture Capital Funds	0	0	0	0	0	0.00	0	0	0	0	0	0	0	0	NA	NA	0
(c)	Alternate Investment Funds	1	90361	0	0	90361	0.16	90361	0	90361	0	0	0	0	0	NA	NA	90361
(d)	Foreign Venture Capital Investors	0	0	0	0	0	0.00	0	0	0	0	0	0	0	0	NA	NA	0
(e)	Foreign Portfolio Investor	34	4683134	0	0	4683134	8.51	4683134	0	4683134	8.51	0	8.51	0	0	NA	NA	4683134
	Stichting Depository Apg Emerging Markets Equity Pool	1	913610	0	0	913610	1.66	913610	0	913610	1.66	0	1.66	0	0	NA	NA	913610
	Goldman Sachs Funds - Goldman Sachs India Equity Portfolio	1	666135	0	0	666135	1.21	666135	0	666135	1.21	0	1.21	0	0	NA	NA	666135
	Uti India Dynamic Equity Fund	1	555894	0	0	555894	1.01	555894	0	555894	1.01	0	1.01	0	0	NA	NA	555894
(f)	Financial Institutions / Banks	0	0	0	0	0	0	0	0	0	0	0	0	0	0	NA	NA	0
(g)	Insurance Companies	2	839182	0	0	839182	1.52	839182	0	839182	1.52	0	1.52	0	0	NA	NA	839182
	Icici Lombard General Insurance Company Ltd	1	579182	0	0	579182	1.05	579182	0	579182	1.05	0	1.05	0	0	NA	NA	579182
(h)	Provident Funds/ Pension Funds	0	0	0	0	0	0	0	0	0	0	0	0	0	0	NA	NA	0
(i)	Any Other (Specify)	0	0	0	0	0	0	0	0	0	0	0	0	0	0	NA	NA	0
	Sub Total (B)(1)	47	11854464	0	0	11854464	21.53	11854464	0	11854464	21.53	0	21.53	0	0	NA	NA	11854464
2	Central Government/ State Government(s)/ President of India																	
	Sub Total (B)(2)	0	0	0	0	0	0	0	0	0	0	0	0	0	0	NA	NA	0



ROSSARI BIOTECH LIMITED																		
Table III - Statement showing shareholding pattern of the Public shareholder																		
Sr. No.	Category & Name of the shareholders	Nos. of shareho lders	No. of fully paid up equity shares held	Partly paid-up equity shares held	No. of shares underlyin g Depositor y Receipts	Total nos. shares held	Shareholdi ng % calculated as per SCRR, 1957 As a % of (A+B+C2)	Number of Voting Rights held in each class of securities			No. of Shares Underlying Outstanding convertible securities (including Warrants)	Shareholding , as a % assuming full conversion of convertible securities ( as a percentage of diluted share capital)	Number of Locked in shares		Number of Shares pledged or otherwise encumbered		Number of equity shares held in dematerial ised form	
								No of Voting Rights					Total as a % of (A+B+C )	No. (a)	As a % of total Shares held(b)	No. (a)		As a % of total Shares held(b)
								Class eg: X	Class eg: y	Total								
	(I)	(III)	(IV)	(V)	(VI)	(VII) = (IV)+(V)+ (VI)	(VIII) As a % of (A+B+C2)	(IX)			(X)	(XI)= (VII)+(X) As a % of (A+B+C2)	(XII)		(XIII)		(XIV)	
3	Non-Institutions																	
(a)	Individuals		0	0										0		NA	NA	
	i. Individual shareholders holding nominal share capital up to Rs. 2 lakhs.	95825	3091513	0	0	3091513	5.62	3091513	0	3091513	5.62	0	5.62	0	0	NA	NA	3091513
	ii. Individual shareholders holding nominal share capital in excess of Rs. 2 lakhs.	1	451807	0	0	451807	0.82	451807	0	451807	0.82	0	0.82	0	0	NA	NA	451807
(b)	NBFCs registered with RBI	0	0	0	0	0	0	0	0	0	0	0	0	0	0	NA	NA	0
	Trust Employee	0	0	0	0	0	0	0	0	0	0	0	0	0	0	NA	NA	0
(d)	Overseas Depositories(holding DRs) (balancing figure)	0	0	0	0	0	0	0	0	0	0	0	0	0	0	NA	NA	0
(c)	Any Other (Specify)	2683	1913102	0	0	1913102	3.47	1913102	0	1913102	3	0	3.47	0	0	NA	NA	1913102
	Trusts	2	135	0	0	135	0	135	0	135	0	0	0	0	0	NA	NA	135
	Hindu Undivided Family	1123	72001	0	0	72001	0	72001	0	72001	0	0	0	0	0	NA	NA	72001
	Foreign Companies	2	490473	0	0	490473	0.89	490473	0	490473	0.89	0	0.89	0	0	NA	NA	490473
	Non Resident Indians (Non Repat)	465	488752	0	0	488752	0.89	488752	0	488752	0.89	0	0.89	0	0	NA	NA	488752
	Non Resident Indians (Repat)	900	82723	0	0	82723	0	82723	0	82723	0	0	0	0	0	NA	NA	82723
	Body Corp-Ltd Liability Partnership	12	11517	0	0	11517	0	11517	0	11517	0	0	0	0	0	NA	NA	11517
	Clearing Member	37	12357	0	0	12357	0	12357	0	12357	0	0	0	0	0	NA	NA	12357
	Bodies Corporate	142	755144	0	0	755144	1.37	755144	0	755144	1.37	0	1.37	0	0	NA	NA	755144
	Sub Total (B)(3)	98509	5456422	0	0	5456422	9.91	5456422	0	5456422	9.91	0	9.91	0	0	NA	NA	5456422
	Total Public Shareholding (B)= (B)(1)+(B)(2)+(B)(3)	98556	17310886	0	0	17310886	31.44	17310886	0	17310886	31.44	0	31.44	0	0	NA	NA	17310886



ROSSARI BIOTECH LIMITED																		
Table IV - Statement showing shareholding pattern of the Non Promoter- Non Public shareholder																		
	Category & Name of the shareholders	Nos. of shareh olders	No. of fully paid up equity shares held	Partly paid-up equity shares held	No. of shares underlying Deposit ory Receipt s	Total nos. shares held	Shareholdi ng % calculated as per SCRR, 1957 As a % of (A+B+C2)	Number of Voting Rights held in each class of securities				No. of Shares Underlying Outstanding convertible securities (including Warrants)	Shareholding , as a % assuming full conversion of convertible securities ( as a percentage of diluted share capital)	Number of Locked in shares		Number of Shares pledged or otherwise encumbered		Number of equity shares held in demateri alised form
								No of Voting Rights			Total as a % of (A+B+C)			No. (a)	As a % of total Shares held(b)	No. (a)	As a % of total Shares held(b)	
								Class eg: X	Class eg: y	Total								
	(I)	(III)	(IV)	(V)	(VI)	(VII) = (IV)+(V) + (VI)	(VIII) As a % of (A+B+C2)	(IX)				(X)	(XI)= (VII)+(X) As a % of (A+B+C2)	(XII)		(XIII)		(XIV)
1	Custodian/DR Holder	0	0	0	0	0	0	0	0	0	0	0	0	0	0	NA	NA	0
2	Employee Benefit Trust (under SEBI (Share based Employee Benefit) Regulations, 2014)	0	0	0	0	0	0	0	0	0	0	0	0	0	0	NA	NA	0
	Total Non-Promoter- Non Public Shareholding (C)= (C)(1)+(C)(2)	0	0	0	0	0	0	0	0	0	0	0	0	0	0	NA	NA	0



**ROSSARI BIOTECH LIMITED**

**Table V - Statement showing details of Significant Beneficial Owners (SBOs)**

Sr. No.	Details of the SBO (I)		Details of the registered owner (II)		Details of holding/ exercise of right of the SBO in the reporting company, whether direct or indirect*: (III)			Date of creation / acquisition of significant beneficial interest (IV)
	Name	Nationality	Name	Nationality	Whether by virtue of:			
					Shares/ Voting Rights/ Rights on distributable dividend or any other distribution Exercise of control/ Exercise of significant influence	Shares	%	
1	Edward Menezes	Indian	Rossari Biotech (India) Private Limited	Indian	Shares	30,16,200	5.48	01-05-2019
2	Edward Menezes	Indian	Menezes Family Trust	Indian	Shares	1,10,000	0.2	19-12-2019
3	Sunil Srinivasan Chari	Indian	Rossari Biotech (India) Private Limited	Indian	Shares	30,16,200	5.48	01-05-2019
4	Sunil Srinivasan Chari	Indian	Chari Family Trust	Indian	Shares	1,10,000	0.2	19-12-2019
5	Anita Menezes	Indian	Menezes Family Trust	Indian	Shares	1,10,000	0.2	19-12-2019
6	Jyotishna Sunil Chari	Indian	Chari Family Trust	Indian	Shares	1,10,000	0.2	19-12-2019
7	Mikhail Menezes	Indian	Rossari Biotech (India) Private Limited	Indian	Shares	30,16,200	5.48	01-05-2019
8	Mikhail Menezes	Indian	Menezes Family Trust	Indian	Shares	1,10,000	0.2	19-12-2019
9	Yash Sunil Chari	Indian	Rossari Biotech (India) Private Limited	Indian	Shares	30,16,200	5.48	01-05-2019
10	Yash Sunil Chari	Indian	Chari Family Trust	Indian	Shares	1,10,000	0.2	19-12-2019

